

Identifying sectors deemed to be exposed to a significant risk of carbon leakage

Trade exposure calculation pathways and preliminary results

DG ENTR B.1

Jesús Barreiro Hurlé, Alex Vasa

Ingmar Juergens, Marek Przeor



European Commission
Enterprise and Industry

What have we assessed? Sectors

- 258 NACE4 sectors covering Sections C (Mining and Quarrying) and D (Manufacture).

How far have we gone?

- 231 Sectors out of 258 have been assessed.

5 different pathways used depending on data availability.

Assessment pathways...

I. Mainstream approach

Exports and Imports from COMEXT and **Production Sold** from PRODCOM for 2005-2007.

184 sectors have been analyzed under this pathway.

II. Mainstream NACE3

Trade data is not disaggregated at NACE4 level and thus results from NACE3 are inputted to NACE4.

15 sectors have been analyzed under this pathway.

Sectors assessed with pathway: *Mainstream NACE3*

1711	Preparation and spinning of cotton-type fibres
1712	Preparation and spinning of woollen-type fibres
1713	Preparation and spinning of worsted-type fibres
1714	Preparation and spinning of flax-type fibres
1715	Throwing and preparation of silk, including from noils, and throwing and texturing of synthetic or artificial filament yarns
1716	Manufacture of sewing threads
1717	Preparation and spinning of other textile fibres
1721	Cotton-type weaving
1722	Woollen-type weaving
1723	Worsted-type weaving
1724	Silk-type weaving
1725	Other textile weaving
2221	Printing of newspapers
2223	Bookbinding
2225	Ancillary activities related to printing

Assessment pathways...

- III. Mainstream using 2006 and 2007 data.

Production Sold for 2005 is either not available or not reliable.

25 sectors have been analyzed under this pathway.

Sectors assessed with pathway: *Mainstream 2006-2007*

1411	Quarrying of ornamental and building stone
1412	Quarrying of limestone, gypsum and chalk
1413	Quarrying of slate
1422	Mining of clays and kaolin
1430	Mining of chemical and fertilizer minerals
1440	Production of salt
1450	Other mining and quarrying n.e.c.
1760	Manufacture of knitted and crocheted fabrics
1910	Tanning and dressing of leather
2111	Manufacture of pulp
2411	Manufacture of industrial gases
2412	Manufacture of dyes and pigments
2415	Manufacture of fertilizers and nitrogen compounds
2416	Manufacture of plastics in primary forms
2417	Manufacture of synthetic rubber in primary forms
2441	Manufacture of basic pharmaceutical products
2470	Manufacture of man-made fibres
2513	Manufacture of other rubber products
2721	Manufacture of cast iron tubes
2731	Cold drawing
2741	Precious metals production
2742	Aluminium production
2743	Lead, zinc and tin production
2744	Copper production
2745	Other non-ferrous metal production

Assessment pathways...

- III. Mainstream using 2006 and 2007 data.

Production Sold for 2005 is either not available or not reliable.

25 sectors have been analyzed under this pathway.

- IV. SBS data for production

PRODCOM does not report data for energy related products and thus turnover from ESTAT SBS data has to be used.

As SBS is not available for 2007 the reference period is 2004-2006.

7 sectors have been analyzed under this pathway.

Sectors assessed with pathway: *SBS Turnover Data*

Using public available data

1010	Mining and agglomeration of hard coal
1020	Mining and agglomeration of lignite
1110	Extraction of crude petroleum and natural gas
2320	Manufacture of refined petroleum products
2330	Processing of nuclear fuel

Using confidential data

1030	Extraction and agglomeration of peat
2310	Manufacture of coke oven products

What have we assessed? Sectors

- 258 NACE4 sectors covering Sections C (Mining and Quarrying) and D (Manufacture).

How far have we gone?

- 231 Sectors out of 258 have been assessed.
 - 5 different pathways used depending on data availability.
- 11 Sectors need to be further analyzed as confidential trade data for them could lead to a change in their classification with regards to thresholds.

Sectors for which additional analysis is needed due to potential impact of confidential trade

- Confidential trade at NACE2 level is sufficiently large as to imply a change in the relationship between the indicator and the thresholds mentioned in the Directive.

1543	Manufacture of margarine and similar edible fats
1595	Manufacture of other non-distilled fermented beverages
2123	Manufacture of paper stationery
2430	Manufacture of paints, varnishes and similar coatings, printing ink and mastics
2451	Manufacture of soap and detergents, cleaning and polishing preparations
2461	Manufacture of explosives
2462	Manufacture of glues and gelatines
2465	Manufacture of prepared unrecorded media
2733	Cold forming or folding
2863	Manufacture of locks and hinges
2972	Manufacture of non-electric domestic appliances

- Work on going with ESTAT to estimate the TE indicator taking into account confidential trade.

What have we assessed? Sectors

- 258 NACE4 sectors covering Sections C (Mining and Quarrying) and D (Manufacture).

How far have we gone?

- 231 Sectors out of 258 have been assessed.
 - 5 different pathways used depending on data availability.
- 11 Sectors need to be further analyzed as confidential trade data for them could lead to a change in their classification with regards to thresholds.
- Trade exposure cannot be calculated due to lack of data for 16 sectors (15 with no trade and 1 with no turnover).

Sectors which cannot be assessed under trade exposure

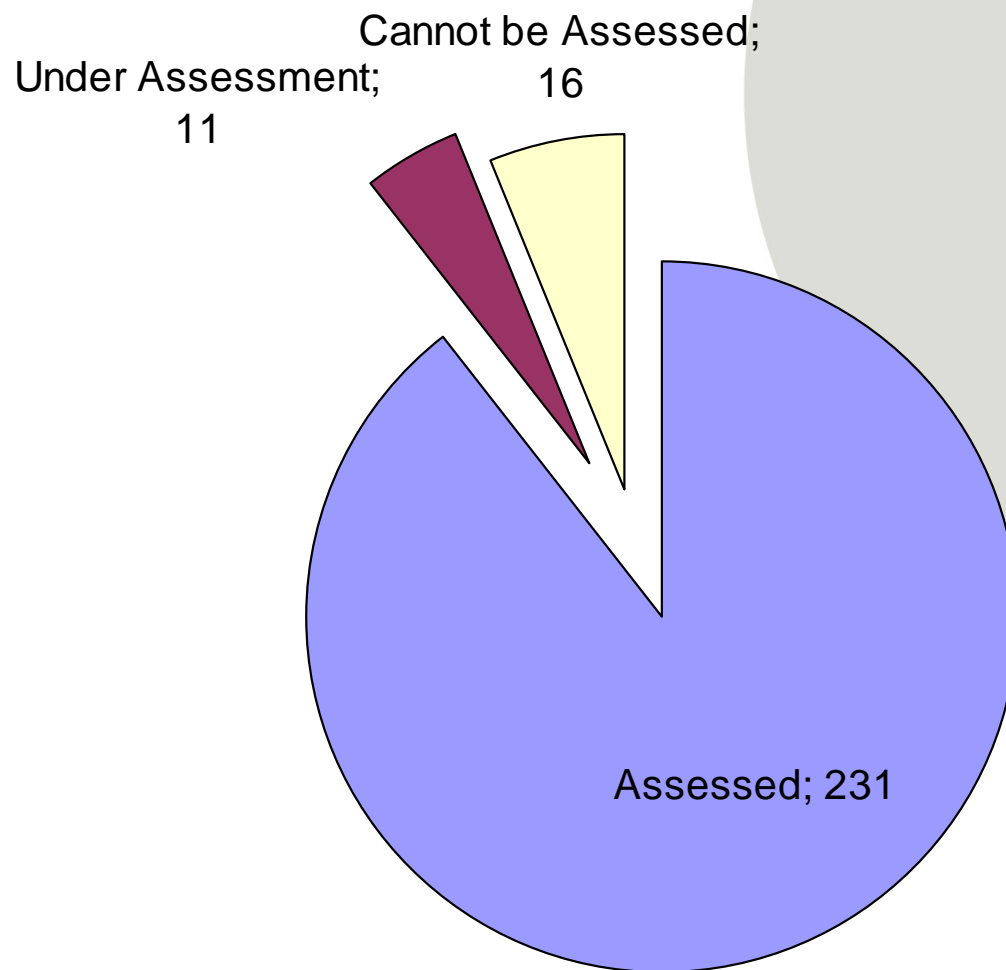
- No trade data reported: 15 sectors

1120	Service activities incidental to oil and gas extraction, excluding surveying
1730	Finishing of textiles
2231	Reproduction of sound recording
2232	Reproduction of video recording
2233	Reproduction of computer media
2751	Casting of iron
2752	Casting of steel
2753	Casting of light metals
2754	Casting of other non-ferrous metals
2840	Forging, pressing, stamping and roll forming of metal; powder metallurgy
2851	Treatment and coating of metals
2852	General mechanical engineering
3330	Manufacture of industrial process control equipment
3710	Recycling of metal waste and scrap
3720	Recycling of non-metal waste and scrap

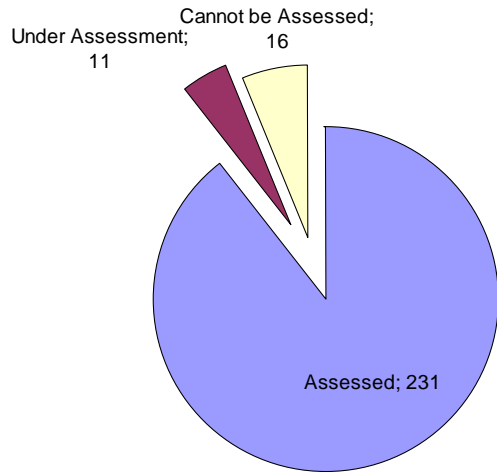
- No production data reported: 12.00 Mining of Uranium

Overall trade exposure results

Total NACE4 sectors
(N=258)



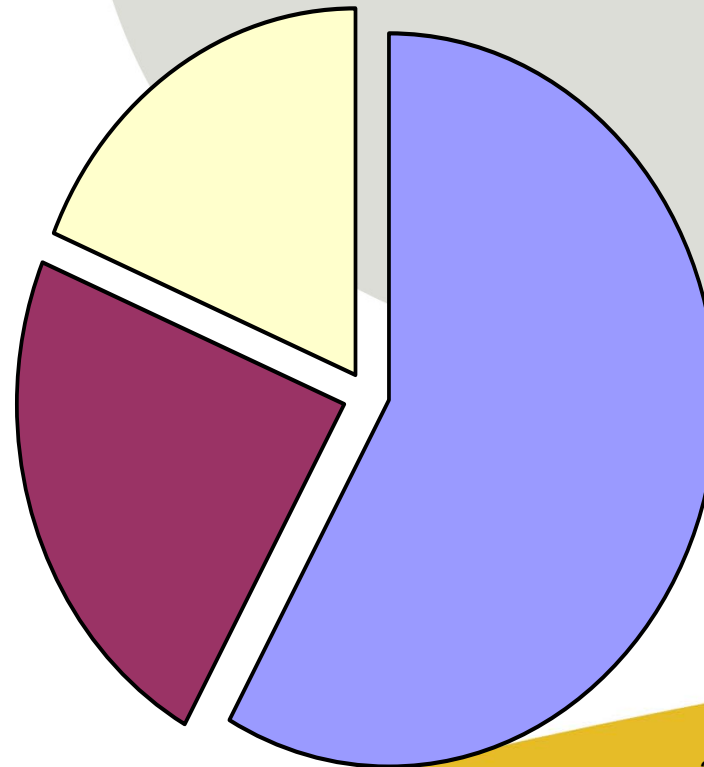
Overall trade exposure results



Total NACE4 assessed sectors
(N=231)

TE < 10%;
43

10% < TE
< 30% ;
54



TE > 30%;
134

Identifying sectors deemed to be exposed to a significant risk of carbon leakage

Trade exposure calculation pathways and preliminary results

DG ENTR B.1

Jesús Barreiro Hurlé, Alex Vasa

Ingmar Juergens, Marek Przeor



European Commission
Enterprise and Industry