



Study to support the Evaluation of the EU Adaptation Strategy

Final Report

Appendix 2B Results of targeted stakeholder survey





Ricardo
Energy & Environment



Institute ^{for}
European
Environmental
Policy

Trinomics 

The Trinomics logo is a stylized graphic composed of three overlapping semi-circles in orange, red, and blue.

WAGENINGEN
UNIVERSITY & RESEARCH

Richard Smithers, Ruth Phillips Itty, James Tweed (Ricardo Energy & Environment),

EUROPEAN COMMISSION

Directorate-General for Climate Action
Directorate A — International and Mainstreaming
Unit A3 — Adaptation

Contact: Andras Toth

E-mail: Andras.Toth@ec.europa.eu

*European Commission
B-1049 Brussels*

Study to support the Evaluation of the EU Adaptation Strategy

Final Report

Appendix 2B Results of targeted stakeholder survey

***Europe Direct is a service to help you find answers
to your questions about the European Union.***

Freephone number (*):

00 800 6 7 8 9 10 11

(*) The information given is free, as are most calls (though some operators, phone boxes or hotels may charge you).

LEGAL NOTICE

This document has been prepared for the European Commission however it reflects the views only of the authors, and the Commission cannot be held responsible for any use which may be made of the information contained therein.

More information on the European Union is available on the Internet (<http://www.europa.eu>).

Luxembourg: Publications Office of the European Union, 2016

ISBN XXXXXX

doi:XXXXXX

© European Union, 2017

Reproduction is authorised provided the source is acknowledged.

Table of contents

Table of contents	i
1 Introduction.....	1
2 Method.....	2
3 Results.....	3
3.1 Overview of respondents.....	3
3.2 Responses to questions and statements – Action 1 – Encourage all MS to adopt comprehensive adaptation strategies	6
3.3 Responses to questions and statements – Action 3 – Introduce adaptation in the Covenant of Mayors framework (2013/2014)	30
3.4 Responses to questions and statements – Action 4 – Bridge the knowledge gap	43
3.5 Responses to questions and statements – Action 5 – Further develop Climate-ADAPT as the ‘one-stop shop’ for adaptation information in Europe	65
3.6 Responses to questions and statements – Action 6 – Facilitate the climate-proofing of the Common Agricultural Policy, the Cohesion Policy and the Common Fisheries Policy	71
3.7 Responses to questions and statements – Action 7 – Ensure more resilient infrastructure	100
3.8 Responses to questions and statements – Action 8 – Promote insurance and other financial products for resilient investment and business decisions	117
3.9 Responses to questions and statements – Final general responses.....	128

Appendices

Appendix 1: The targeted survey template

1 Introduction

The current EU Adaptation Strategy¹ was published in April 2013. As indicated in the Strategy, in 2017

“the European Commission will report to the European Parliament and the Council on the state of implementation of the EU Adaptation Strategy, and propose its review, if needed”.

Hence, a study is being undertaken to support an evaluation of the Strategy, examining:

- How the EU Adaptation Strategy has been implemented so far, considering what could reasonably have been achieved from its adoption to the end of 2016
- What experience has been gained and lessons learnt.

The study is analysing the extent to which implementation of each of the Strategy’s objectives and eight actions (Table 1) has advanced and which sectors have shown good progress.

Table 1. The EU Adaptation Strategy’s objectives and actions

Objectives	Actions
Promoting action by Member States (MS)	<ol style="list-style-type: none"> 1. Encourage all MS to adopt comprehensive adaptation strategies 2. Provide LIFE funding to support capacity building and step up adaptation action in Europe. 3. Introduce adaptation in the Covenant of Mayors framework.
Better informed decision-making	<ol style="list-style-type: none"> 4. Bridge the knowledge gap. 5. Further develop Climate-ADAPT as the ‘one-stop shop’ for adaptation information in Europe
Climate-proofing EU action: promoting adaptation in key vulnerable sectors	<ol style="list-style-type: none"> 6. Facilitate the climate-proofing of the Common Agricultural Policy (CAP), the Cohesion Policy and the Common Fisheries Policy (CFP). 7. Ensuring more resilient infrastructure 8. Promote insurance and other financial products for resilient investment and business decisions

The study is being carried out in compliance with the requirements of the Better Regulation guidelines². It is assessing the relevance, effectiveness, efficiency, coherence and EU added value of the EU Adaptation Strategy. The study’s approach reflects the relatively recent implementation of the Strategy and considers if its objectives and actions respond to the current needs and priorities in different policy sectors at local, national and transnational level. All of the EU’s MS are covered by the evaluation, which builds on the work of other organisations, particularly recent assessments of the LIFE programme, the urban adaptation initiative (Mayors Adapt) within the framework of the Covenant of Mayors and a current evaluation of the Climate-ADAPT programme³.

A wide range of sources of available evidence are being drawn upon, including a literature review, reviews of MS adaptation scoreboards, Nationally Determined Contributions (NDCs) for countries beyond the EU, a list of EU legislation and guidance documents/guidelines where climate change adaptation is currently mainstreamed, or has potential to be mainstreamed, interviews with a range of key stakeholders, a targeted stakeholder survey, case studies, stakeholder workshops and an open public consultation. This report presents the results of the targeted survey that has been used to gather data from a larger number of key stakeholder groups than could be interviewed.

¹ http://ec.europa.eu/clima/policies/adaptation/what/documentation_en.htm

² Better Regulation Guidelines, SWD92017) 350 final. 7 July 2017. Available at: <https://ec.europa.eu/transparency/regdoc/rep/10102/2017/EN/SWD-2017-350-F1-EN-MAIN-PART-1.PDF> . This is supported by a Better Regulation Toolbox

³ Note that a draft of this will only be available to the current study later in 2017

2 Method

Survey invitations were sent out to 370 stakeholders, who have been directly or indirectly involved in implementing the EU Adaptation Strategy, from national government bodies, sub-national governments, municipal/city governments, the private sector, universities, research organisations, EU institutions or bodies, other international organisations, non-governmental organisations (NGOs), and an 'other'⁴ category. These invitees were identified by the study team and by DG CLIMA. In addition, the invitation to participate in the targeted survey was extended to everyone who registered for the 3rd European Climate Change Adaptation Conference, "Our climate ready future", held in Glasgow, 5-9 June 2017 (over 850 attendees)⁵. Stakeholders not targeted in this phase of the study had the opportunity to respond to the open public consultation, which included questions suitable for members of the general public as well as for experts.

The questionnaire (Appendix 1) was developed by the study team in consultation with DG CLIMA, which also sought comment from the European Commission's Secretariat-General. It was made available online in English via SurveyMonkey⁶ and comprised a series of multiple choice and free text questions, which were structured to give respondents the opportunity to focus their responses on those of the Strategy's action(s) that were of primary interest to them. Questions built upon the primary evaluation questions detailed in the study's terms of reference, its intervention logic and associated evaluation matrix. The questions were targeted at what were perceived to be the main potential gaps in evidence that might be filled through a targeted survey of this kind. The questionnaire did not include questions or statements in relation to Action 2, as the EU LIFE programme had already been the subject of a separate recent evaluation.

The survey allowed stakeholders to respond to questions selectively in relation to their specific areas of interest/experience. The introduction to the survey advised potential respondents that it was anticipated that they might wish to take up to one hour to complete it but that for those with wide interests/experience it might take longer. It was explained that people should plan to complete the survey in a single sitting, as they would not be able to save and return to their response at a later date. Furthermore, it was noted that if respondents closed the tab or the browser on which they were working, information would be lost. It was recommended that people download a copy of the survey template in order to prepare their responses before completing the survey online.

Respondents were strongly encouraged when answering questions to provide hyperlinks or full references to any important sources of evidence (e.g. reports, research, case studies, news or other media) that supported their views. They were also prompted to upload documents at the end of the questions on each action, if they had access to the relevant files and were permitted to supply them.

A privacy statement at the start of the survey noted that respondents' data would be processed in line with Regulation (EC) №45/2001 of the European Parliament and of the Council of 18 December 2000 on the protection of individuals with regard to the processing of personal data by the Community institutions and bodies and on the free movement of such data. Furthermore, it stated that the data would only be processed for the specific purpose for which they were collected. In brief, individual responses would not be attributed to respondents, all responses would be held in confidence and only summaries of responses are published in this report.

The survey asked questions about each of the Strategy's actions in turn starting with Action 1. Many of the questions were presented as statements for respondents to indicate their level of agreement on a Likert scale (the full survey pro forma is available at Appendix 1). Where free text fields were provided, they were primarily used to allow respondents to provide specific examples in support of their level of agreement with statements. If respondents did not want to answer questions regarding one of the Strategy's actions, they were able to skip to the next relevant action by responding to a question at the foot of the page for each action. It was suggested to respondents that they might find it easiest to answer each action relevant to them in numerical order. However, if they wished to return to the previous page of their survey response, they could simply use the "prev" button at the bottom of the page to go backwards.

⁴ As examples, survey respondents that self-identified as "Other" are: an EU network of regional authorities, a local government association in a MS region, a regional development agency; and a research institute with a focus outside the EU

⁵ ECCA 2017 – Our climate ready future (webpage accessed 05-10-2017) <http://ecca2017.eu/conference/>

⁶ <https://www.surveymonkey.co.uk/>

3 Results

This section presents the responses received to the targeted stakeholder questionnaire.

3.1 Overview of respondents

In total, 114 people responded to the survey questionnaire of which 54 respondents only indicated their organisational type and their country but did not answer any further questions. The remaining 60 people answered questions in relation to one or more actions and these responses are the focus of this initial analysis. The latter were received from 19 of the EU's 28 MS (MS). There were also four responses received that were not attributed to one of the stakeholder groups but to 'Other'. The number of respondents from each organisational type is provided in Table 1.

Table 1 Number of respondents from each organisational type

Organisational type	Number of respondents
National Government body	15
Sub-national Government	6
Municipal/city Government	2
Private sector	3
University	6
Research organisation	5
EU institution or body	4
Other international organisation	6
NGO	9
Other ⁷	4

On average, the 60 respondents addressed questions in relation to four of the Strategy's eight action areas. The number of responses from people from each organisational type to questions in relation to each of the actions is illustrated in Figure 1 below.

Respondents from national government organisations tended to respond to questions about most of the actions, whereas other respondents tended to be more selective in the actions to which they responded.

Respondents by country are shown in Figure 2. Respondents were based in 19 of the EU MS⁸. Five respondents were based outside the EU.

⁷ Those that self-identified as "Other" are: an EU network of regional authorities, a local government association in a MS region, a regional development agency; and a research institute with a focus outside the EU

⁸ Of these, 3 of the 8 respondents from Belgium and 1 of the 3 from Denmark are from an "EU Institution or body"

Figure 1 Numbers of responses from people from each organisational type to questions in relation to each of the Strategy's actions

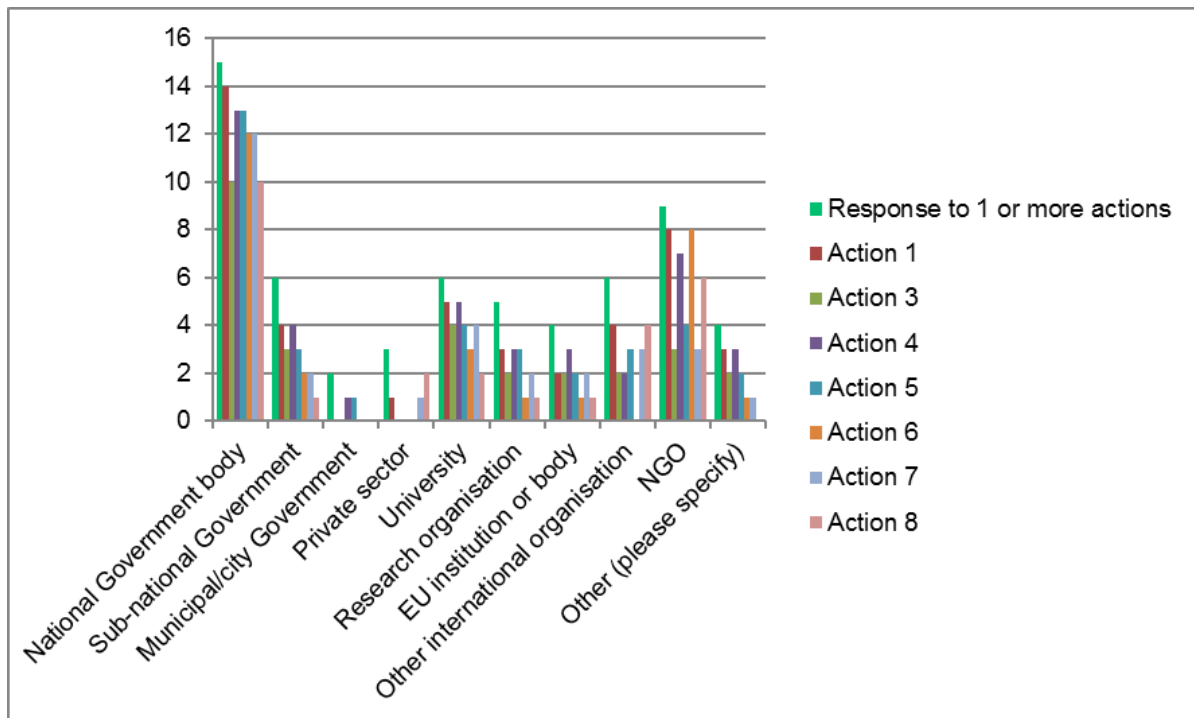
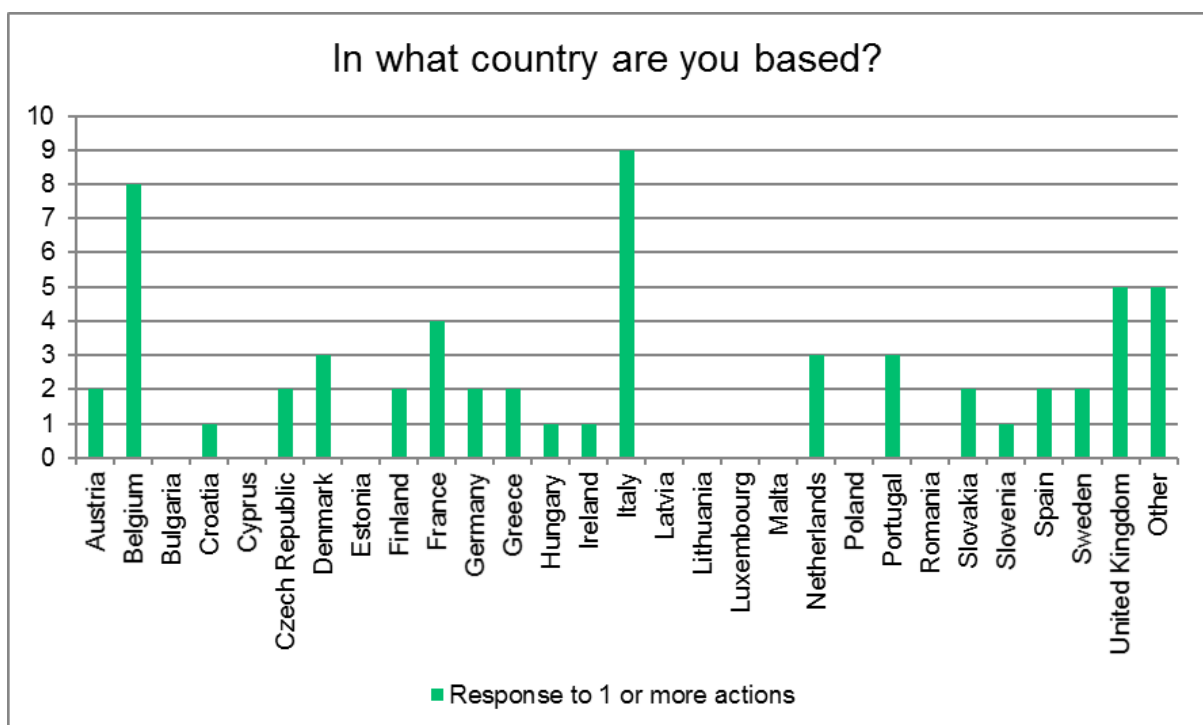


Figure 2 Respondents by country



The overall response rate is not straightforward to judge as two modes of circulation were used:

- Targeted to a set of 380 stakeholders
- Distributed to all attendees of the ECCA 2017 conference (over 850 attendees)

It is likely that there will be some significant overlap between the two groups. It is also anticipated that the response rate from the stakeholders who were targeted would be higher than from the conference attendees.

As above, the overall response was from 114, with 60 providing detailed responses to one or more of the actions. Compared to the targeted list (380) and total list (about 1 230), response rates are 30 % and 9 % for any responses and 16 % and 5 % for responses on any of the actions.

The survey was issued on 30th June and was initially held open to 21st July. It is appreciated that this coincided with a holiday period. A reminder was sent out to the targeted stakeholders only prior to closure of the survey.

Several stakeholders asked for additional time to consult colleagues and to respond. The survey was held open initially to 31st July and ultimately to 8th September.

Further limited reminders were sent to the targeted stakeholder list in mid-August and to potential Commission respondents in early September.

Please note: The views of the respondents, in particular those from the EC and EU decentralised Agencies, represent opinions provided by individuals in their personal capacity and not that the views of their respective organisations

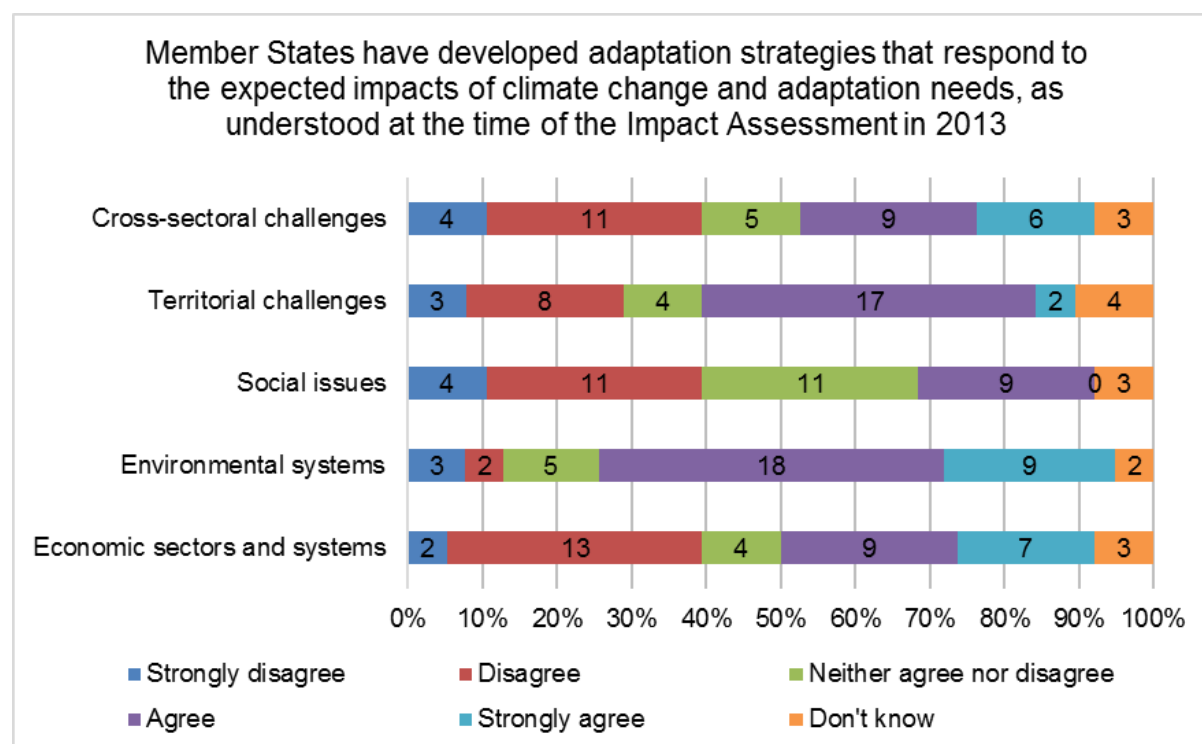
3.2 Responses to questions and statements – Action 1 – Encourage all MS to adopt comprehensive adaptation strategies

Questions and statements included in the survey are shown below as third level headings, each starting on a new page for clarity. A summary analysis of responses is then given. Where respondents completed free text fields, the English has been copy-edited for readability without any intent to change the meaning, and answers grouped around common themes, where possible.

3.2.1 MS have developed adaptation strategies that respond to the expected impacts of climate change and adaptation needs as understood at the time of the impact assessment in 2013

Respondents were asked to identify their level of agreement with the statement in relation to: cross sectoral challenges; territorial challenges; social issues; environmental systems; economic sectors and systems. A total of 38 or 39 responses were provided (Figure 3) by representatives of all the stakeholder groups, except municipal/city government.

Figure 3 Responses to the statement “MS have developed adaptation strategies that respond to the expected impacts of climate change and adaptation needs as understood at the time of the impact assessment in 2013”⁹



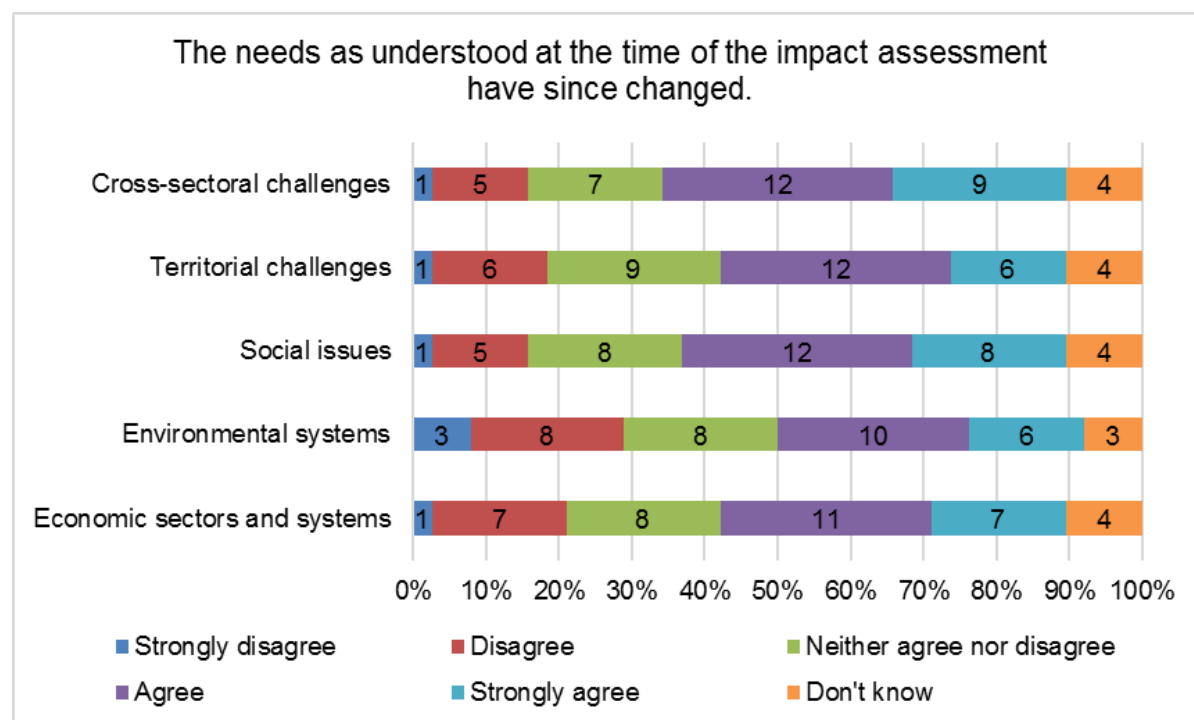
Respondents' level of agreement with the statement in relation to each of the different areas spanned the full spectrum from strong disagreement to strong agreement that MS had developed adaptation strategies that responded to the expected impacts and needs understood at the time of the impact assessment. Highest levels of agreement with the statement were in relation to environmental systems (27 out of the 39 respondents) and territorial challenges (19 out of 38 respondents). An even balance of opinion was expressed in relation to economic sectors and systems and cross-sectoral challenges. There was least agreement that national adaptation strategies had been developed to response to impacts in relation to social issues (9 out of 38 responses), with many responses opting to neither agree nor disagree (11 out of 38 responses).

⁹ When presented in the main text, the order of the results starts with strongly agree. The colour scheme was also developed to use shades of green for "agree" and "strongly agree" and shades of red for "disagree" and "strongly disagree".

3.2.2 The needs as understood at the time of the impact assessment have since changed

The same list of areas was presented in relation to this statement as with the preceding one and respondents were again asked to indicate their level of agreement. A total of 38 responses were provided (Figure 4) by representatives of all the stakeholder groups, except municipal/city government. In relation to each of the areas, more respondents agreed (16-21) than disagreed (12-16) that the needs have changed since the time of the impact assessment.

Figure 4 Responses to the statement “The needs as understood at the time of the impact assessment have since changed”



3.2.2.1 Please provide specific examples of where the needs have changed (if any).

Some of the respondents provided specific examples of where the needs have changed. Responses broadly relate to increased understanding and to increased challenges:

Understanding has increased

Organisation type	Country where based	Response
1 National Government body	Portugal	Downscaling of climate impacts, since these differ significantly from region to region; cost-benefit analysis; cost of inaction.
1 National Government body	Finland	Due to the Paris [agreement] the meeting of climate change adaptation as a part of every sectors of the society has raised.
1 National Government body	Netherlands	Much more information has been published on territorial and cross-sectoral challenges
6 University	Ireland	More is now understood of the social/behavioural/decision making under uncertainty, etc
8 Other international organisation	Other	Clarity on linking adaptation with mitigation. For example, greening of economy needs to be done

9 NGO	Belgium	with adaptation and resilience planning. I believe the two issues are still tackled in silos. We have to risk manage resilience to more than 2 degrees. At the time it was based on 2 degrees. The reality is it could be 3, 4 or even more. Also, our understand of everything has vastly increased. specifically, climate impacts, climate attribution, infrastructure investment needs on resilience, external impacts eg on food security and how they impact Europe - this one specifically is not covered in the current strategy
-------	---------	--

Challenges have increased

Organisation type	Country where based	Response
1 National Government body	Austria	Stronger Focus on sub-national needs and especially regional to local challenges. Stronger focus on social challenges and needs.
1 National Government body	Greece	Spillover effects of climate change impacts in neighboring regions increased dramatically immigration flows to Europe. For example, many researchers link Syrian conflict to a drought made worse by climate change.
1 National Government body	Slovenia	climate change impacts showing earlier than expected in environmental systems, also human systems in the regions causing migration flows...
1 National Government body	Slovakia	We need to address: Agriculture - drought, Forestry - specific composition of forests, Cities - good urban and spatial planning, Land use - good landscape planning, Water - green and blue infrastructure.
10 Other	United Kingdom	Need increased focus on social, territorial and cross-sectoral challenges, as currently not sufficient at UK level. Marginally more comprehensive at regional level.
7 Research organisation	France	Economic sectors may be affected via a cascaded effect in a foreign country
7 Research organisation	Netherlands	In general, challenges as anticipated have increased
9 NGO	Slovakia	There is an urgent need for a better integrated territorial approach from European to national/ local level. This integrated approach shall incorporate the link between the management of natural hazard risks and climate change adaptation and mitigation measures/options. These two needs have to be seen in relation to the socio-economical development

Other responses

Some other responses were received, typically from respondents who indicated don't know, or neither agree nor disagree to the main question.

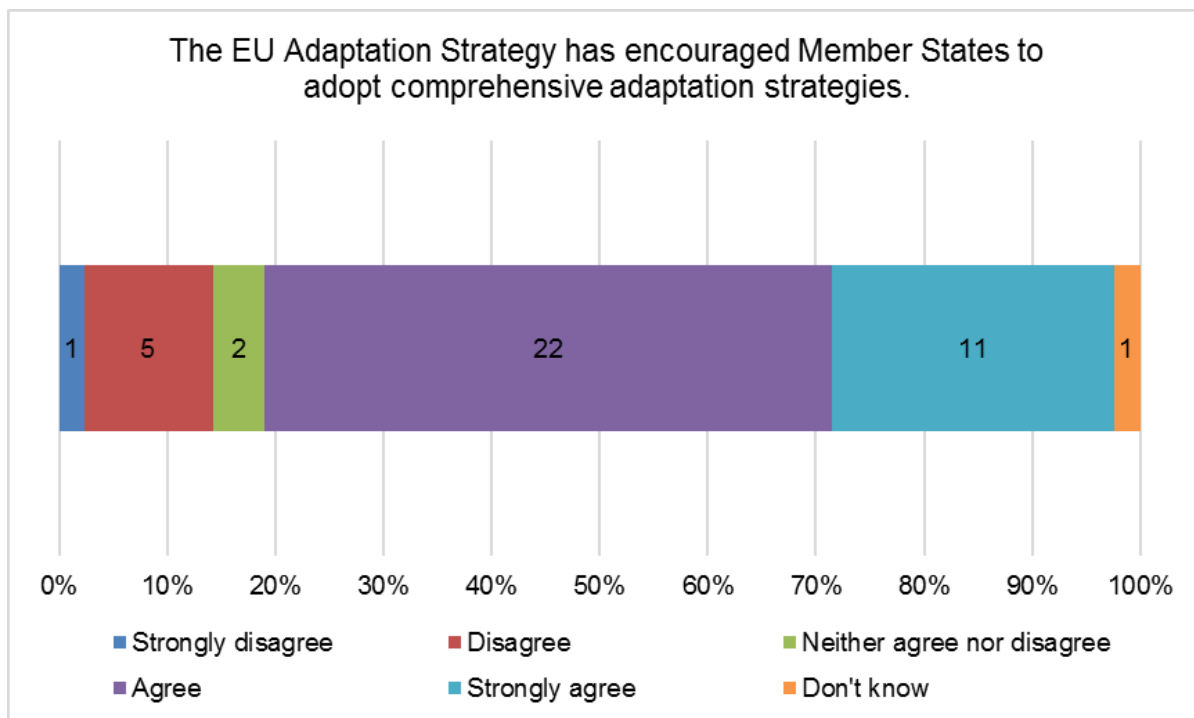
Organisation type	Country where based	Response
1 National Government body	Czech Republic	The evaluation has not been done yet, by the end of 2017 there will be first evaluation.

1 National Government body	Other	Not able to assess
2 Sub-national Government	Denmark	Regardless of the EU impact assessment, it has in DK since 2013 been mandatory for municipalities to implement adaptation strategies. The national strategy already dates back from 2008.
4 EU institution or body	EU	n/a
7 Research organisation	France	Sea level rise impacts and adaptation needs

3.2.3 The EU Adaptation Strategy has encouraged MS to adopt comprehensive adaptation strategies

A total of 42 responses were received in relation to this question. The results are presented below.

Figure 5 Responses to the statement “The EU Adaptation Strategy has encouraged MS to adopt comprehensive adaptation strategies”



There was a much stronger level of agreement than disagreement that the EU Adaption Strategy had encouraged Member Stated to adopt comprehensive adaptation strategies. More than half of the 42 respondents agreed with the statement, and a further quarter strongly agreed. However, one respondent (University) strongly disagreed¹⁰, and four further respondents (one from a university, one from the private sector and two from other international organisations) disagreed.

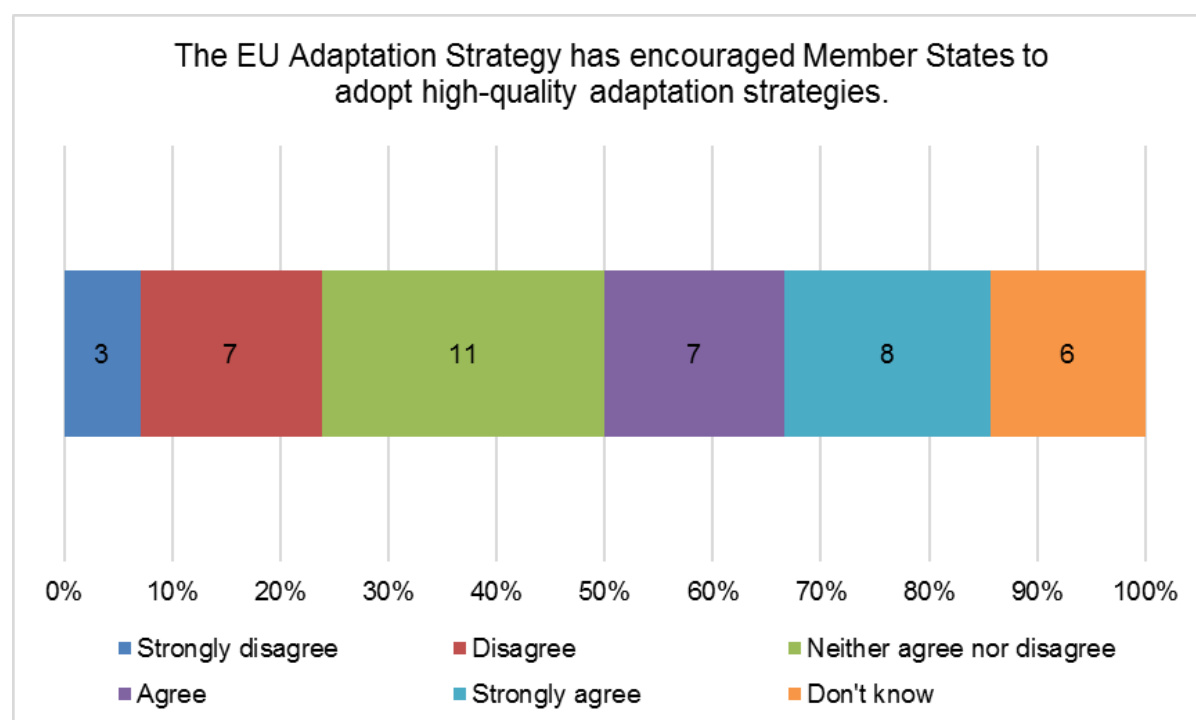
¹⁰ One respondent from a university submitted polarised views for the whole survey, where strongly disagree was selected for all questions. This included cases where answering strongly disagree would provide a contradictory response to a previous question e.g. where the question was framed the other way round. For completeness, the responses from this stakeholder have been included in the survey, but responses from the individual have been flagged where they are inconsistent with the general trend.

3.2.4 The EU Adaptation Strategy has encouraged MS to adopt high quality adaptation strategies

This question is similar to the previous question in that it concerns the encouragement of MS by the EU Adaptation Strategy to adopt national adaptation strategies. In this case the question concerns the quality of the national strategies.

42 responses were received in relation to this question. The results are shown below.

Figure 6 Responses to the statement “The EU Adaptation Strategy has encouraged MS to adopt high quality adaptation strategies”

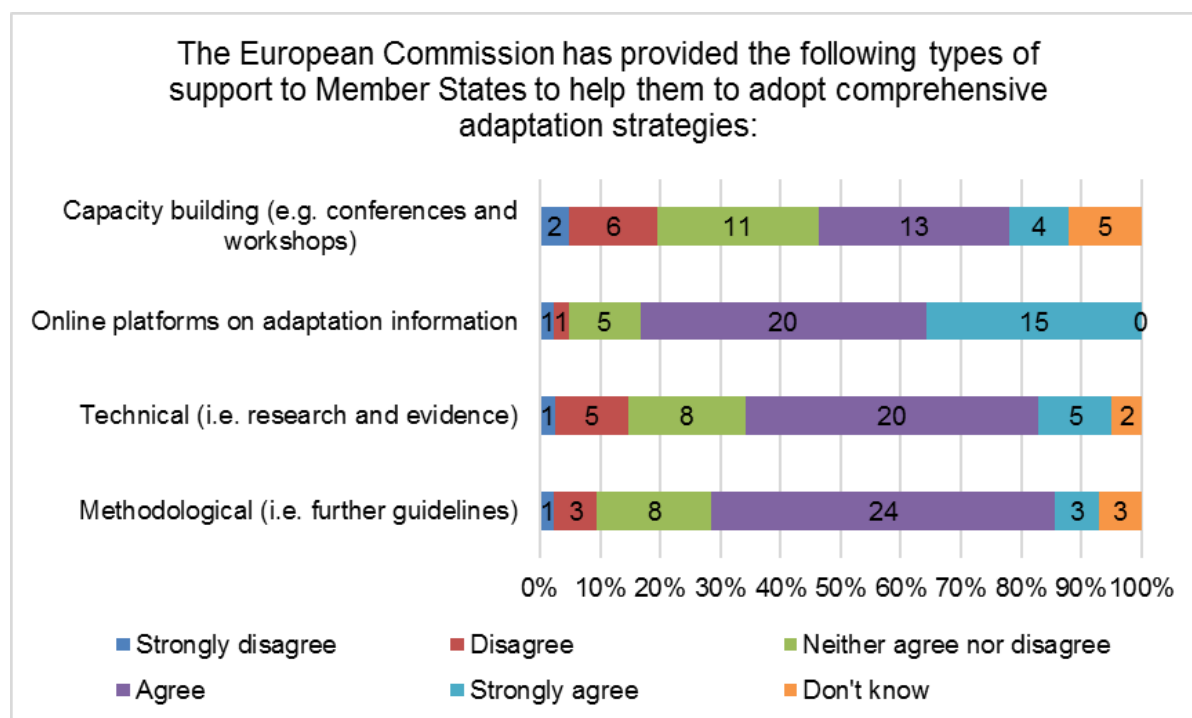


In this case the most popular response was neither agree nor disagree (11 responses) and several respondents also answered don't know. Of the remaining responses, there were some more responses in agreement or strong agreement (15), than responses in disagreement or strong disagreement (10). The responses to this question can be considered to be relatively evenly balanced.

3.2.5 The European Commission has provided the following types of support to MS to help them to adopt comprehensive adaptation strategies

This question concerns the support provided by the European Commission to MS, and explores whether this is recognised by respondents. 41 or 42 responses were received in relation to this question, the results are presented below.

Figure 7 Responses to the statement “The European Commission has provided the following types of support to MS to help them to adopt comprehensive adaptation strategies”



Overall, across the different activities there was stronger agreement than disagreement, although there was some variability. Strongest agreement was in relation to the online platform on adaptation information with the large majority of respondents agreeing or strongly agreeing that the European Commission had provided this support. There was also strong agreement that support had been provided in relation to the provision of methodologies (e.g. guidelines) or technical information (e.g. research). There was less agreement that the European Commission had provided capacity building support, although this area also received a higher proportion of neither agree nor disagree and don't know responses, which may suggest respondents were less informed on this topic.

Respondents were also invited to suggest other types of support not featured on the above list. The following examples were given by respondents.

The following examples of support were stated with **agreement or strong agreement** that they had been provided. These emphasise the role of EU funding, networking activities and the conditions applied for use of Cohesion Funds.

Organisation type	Country where based	Response
1 National Government body	Slovenia	Conditioning for the use of cohesion funds - without that Slovenia would not have its NAS
1 National Government body	Hungary	Other Platform (Environmental Protection Agency)
1 National Government body	Austria	Research & Coordination support like the FP7 project CIRCLE-2 and others. Activities of the EIONET, EPA-Network and the European Environment Agency with its Member countries.

4 EU institution or body	EU	Funding
5 Private sector	Austria	Financing
6 University	Ireland	Networking/learning by doing from peers, recognition of opportunities (e.g climate services)

Two examples of potential support were given with **disagreement** that they had been provided.

Organisation type	Country where based	Response
8 Other international organisation	Other	I believe most of the work is not deep enough and it is more at the level of ticking boxes. There is need for clarity of what is meant with a comprehensive adaptive framework. This needs to be linked to the mitigation framework and overall, work needs to go beyond reports, and workshops. The work needs to engage meaningful policy, legislative, regulatory, institutional, planning and budgetary alignment at EU level down to the local levels. This work needs to be integrated/institutionalized as part of the development and economic planning and budgeting. There is still much work that needs to be done to bring it to that level of influencing
9 NGO	Belgium	Political dialogue to build the politics to do more on resilience. EU ministers and Commissioner Canete very rarely talk about adaptation.

Two comments were made without an indication of whether the respondent agreed that they had been provided or not.

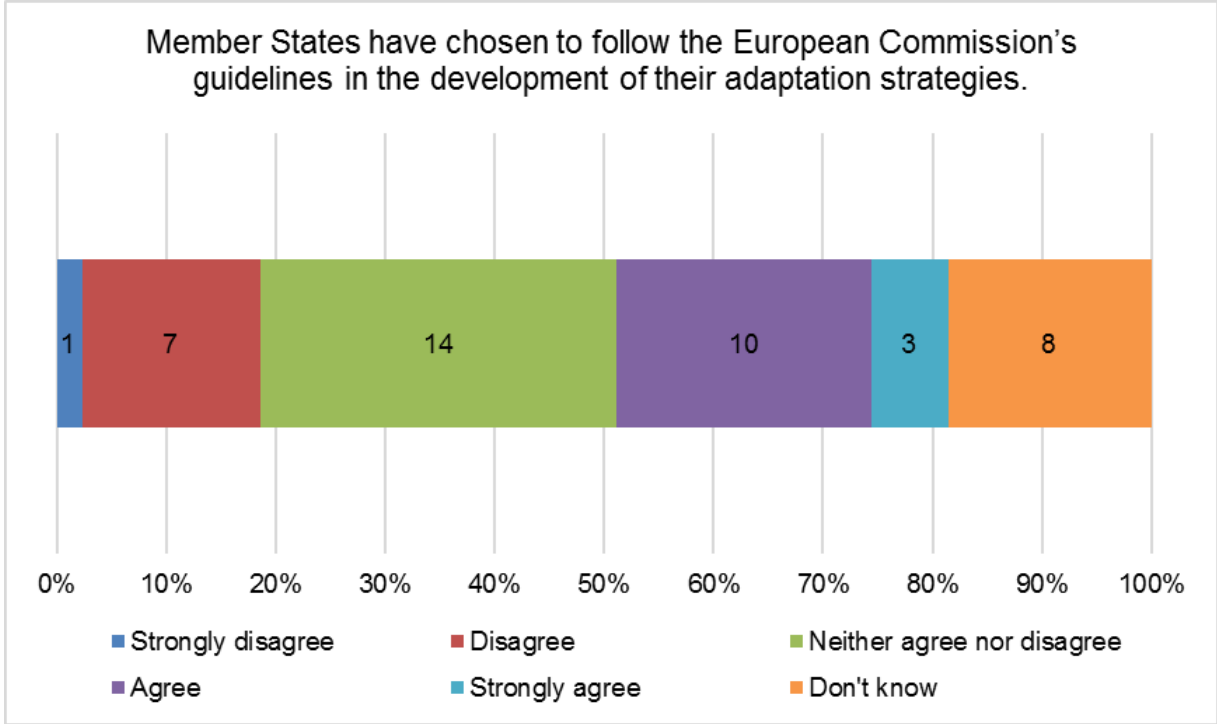
Organisation type	Country where based	Response
2 Sub-national Government	Spain	The Catalan Government (sub-nation) approved the Catalan Strategy for Adapting to Climate Change (ESCACC) in November 2012 ¹¹ , therefore before Europe approved its EU Strategy on Adaptation
9 NGO	Belgium	National governments were not obliged to develop NAPs; local authorities and NSAs could benefit from support to implement adaptation measures

¹¹ See http://canviclimatic.gencat.cat/web/.content/home/campanyes_i_comunicacio/publicacions/els_papers_de_l_occc/resum_executiu_escacc_angle_s.pdf

3.2.6 MS have chosen to follow the European Commission’s guidelines in the development of their adaptation strategies

43 responses were received in relation to this statement. The results are presented below.

Figure 8 Responses to the statement “MS have chosen to follow the European Commission’s guidelines in the development of their adaptation strategies”

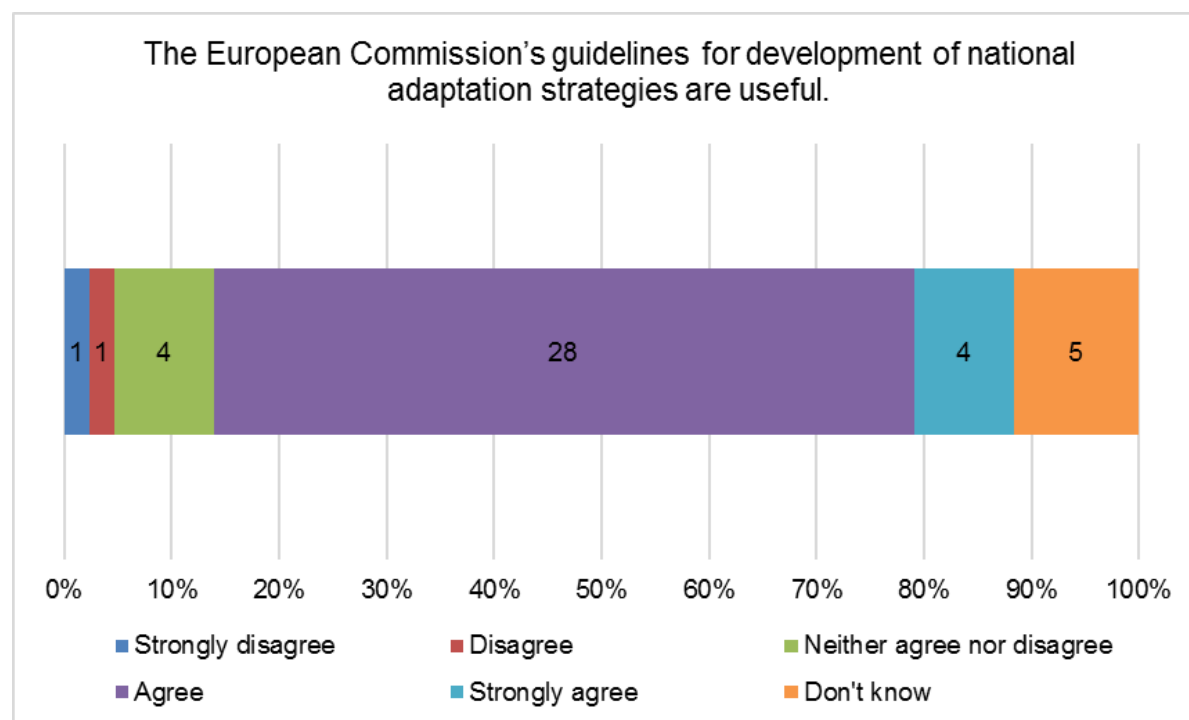


The most popular response to this question was neither agree nor disagree. This question received a relatively high number of don't know responses. This may suggest that several of the stakeholders did not have strong views on this question, or did not feel qualified to respond. Of the respondents that did express agreement or disagreement with the statement about twice as many stakeholders expressed agreement or strong agreement to those expressing disagreement or strong disagreement.

3.2.7 The European Commission's guidelines for development of national adaptation strategies are useful

This question explored the usefulness of the European Commission's guidelines. A total of 43 responses were received; these are shown below.

Figure 9 Responses to the statement "The European Commission's guidelines for development of national adaptation strategies are useful"

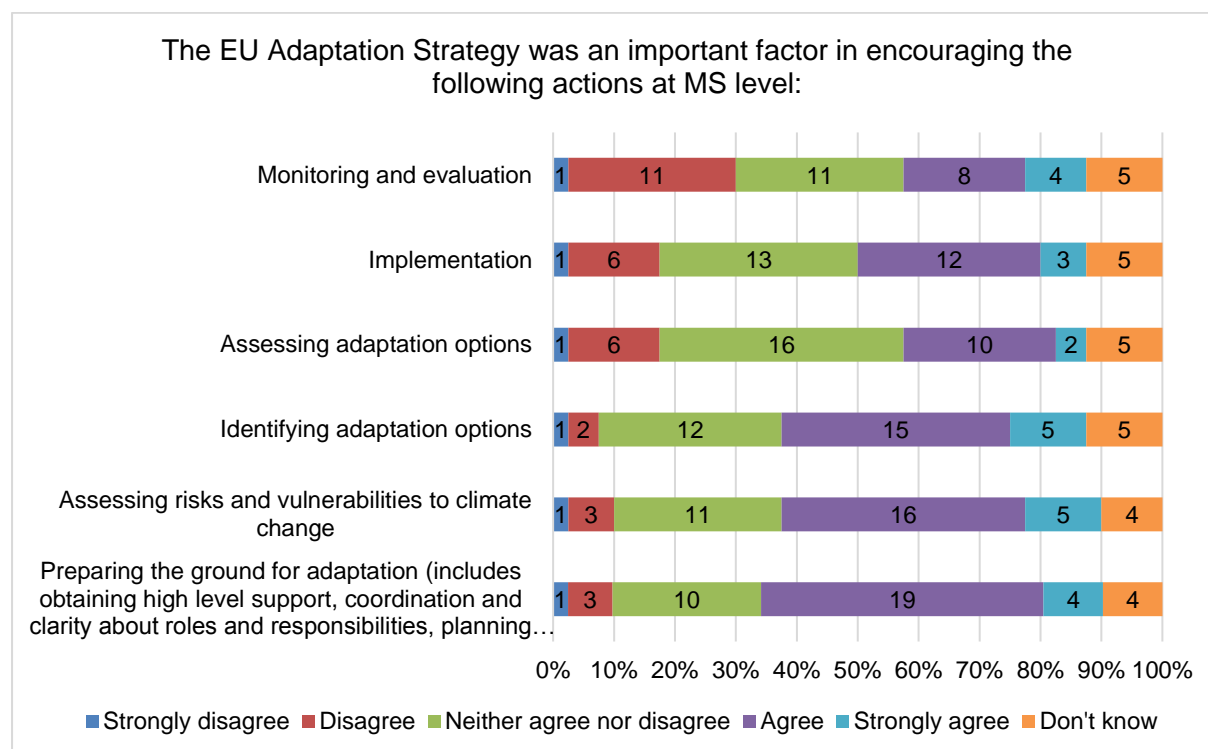


There was very strong agreement that the guidelines are useful, with more than half (28) of the respondent's stating agreement with this statement, and a further 4 respondents strongly agreeing. Only 2 respondents stated disagreement (other international organisation) or strong disagreement (university).

3.2.8 The EU Adaptation Strategy was an important factor in encouraging the following actions at MS level

This question explored the specific actions at Member State level that the EU Adaptation Strategy encouraged. 40 or 41 responses were received in relation to this question, as presented below.

Figure 10 Responses to the statement “The EU Adaptation Strategy was an important factor in encouraging the following actions at MS level”



There was a mixed response across the different actions. In all cases at least a quarter of responses were neither agree nor disagree, and in three cases this was the most popular response. This was the case in relation to monitoring and evaluation, implementation and assessing adaptation options. In all these cases respondents also expressed both agreement and disagreement that the EU Adaptation Strategy had been important in encouraging these actions. In relation to assessing adaptation options and implementation those agreeing out-numbered those disagreeing. However, the total agreeing and disagreeing were the same in the case of monitoring and evaluation.

In relation to identifying adaptation options, assessing risks and vulnerabilities to climate change and preparing the ground for adaptation, there was stronger agreement that the EU Adaptation Strategy had been important in encouraging these actions.

This suggests that stakeholder generally felt that the EU Adaptation Strategy had been more effective in encouraging the preparatory activities (i.e. preparing the ground, assessing risks, identifying options) and less effective in the implementation activities (i.e. assessing options, implementation and monitoring and evaluation).

Respondents were also invited to present other options.

One respondent highlighted the importance of EU meetings in providing a forum for exchange of information with other MS, leading to bilateral collaborations

Organisation type	Country where based	Response
1 National Government body	Austria	Meetings on the European Scale were used by Member States to exchange with other Member States about their progress, challenges and efforts.

		This boosted the exchange between Member States and resulted in further bi-lateral collaboration.
--	--	---

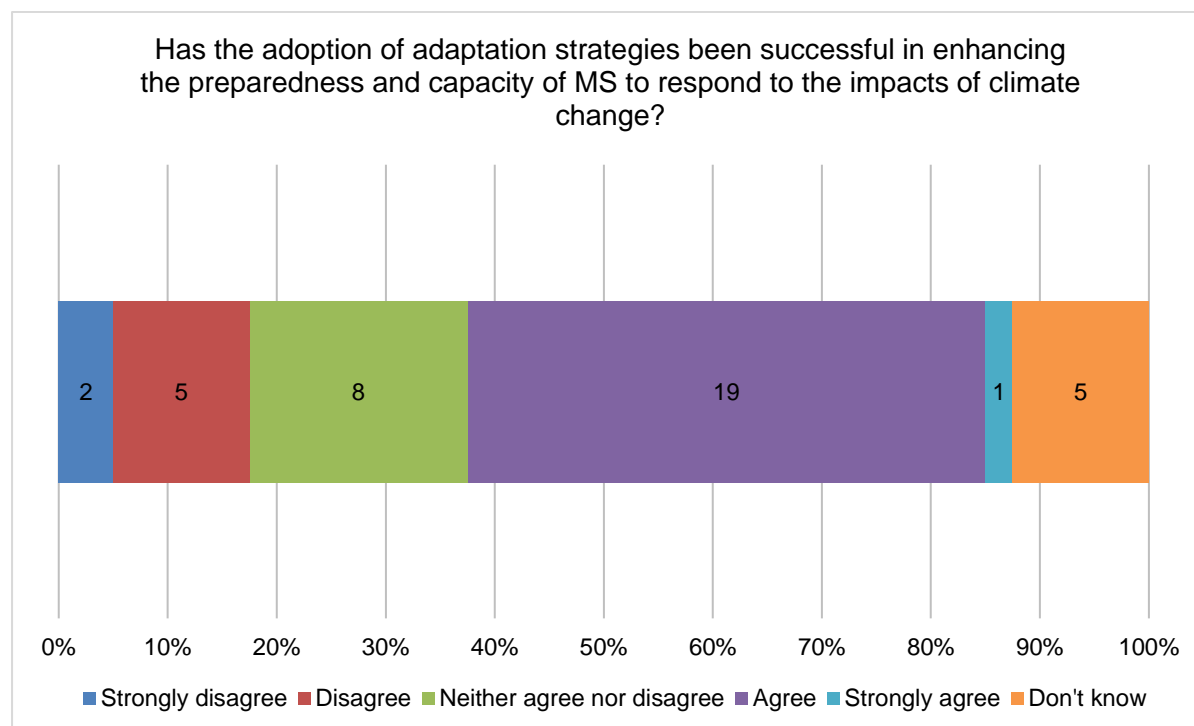
Other responses were more neutral or pointed to areas where there are considered to be uncertainties such as on indicators.

Organisation type	Country where based	Response
1 National Government body	Portugal	Role of EU Strategy is not very effective for member states that already had Strategies in place
1 National Government body	Slovenia	Provided indication on where the EU stands in relation to adaptation - the doc is just an EC's communication
2 Sub-national Government	Denmark	The EU adaptation strategy in Danish municipalities (as mentioned before) did not provide a framework, since they build on already adopted strategies from 2013. But EU methods and recommendation may become helpful in the future.
6 University	Ireland	The main shortfall has been on indicator frameworks and type of indicators to use (.ie process or outcome)
8 Other international organisation	Other	These are still not an integral part of the formal planning and budgetary processes. Also, adaptation and mitigation go hand in hand, the work on the two pillars still treated as silos.
9 NGO	Belgium	Regular reviews of risks to regional, national & sub-national sectors is essential to improve resilience

3.2.9 Has the adoption of adaptation strategies been successful in enhancing the preparedness and capacity of MS to respond to the impacts of climate change?

A total of 40 responses to this question were received. The responses are shown below.

Figure 11 Responses to the question “Has the adoption of adaptation strategies been successful in enhancing the preparedness and capacity of MS to respond to the impacts of climate change?”



There was a high level of agreement that the adoption of adaptation strategies has been effective in enhancing the preparedness and capacity of MS to respond to the impact of climate change; those agreeing or strongly agreeing (20) were more than double those disagreeing or strongly disagreeing (7). However, excluding those who replied don't know, a fifth of the respondents still disagreed or strongly disagreed with the statement, so there are some divergent views.

3.2.9.1 Please give specific examples of why you consider it has been successful in enhancing preparedness and capacity?

Respondents were invited to provide specific examples of why they consider the EU Adaptation Strategy has been successful in enhancing preparedness and capacity.

Those who agreed or strongly agreed with the statement provided the following examples. Several of these emphasise the roles of awareness raising, and the development of National Adaptation Plans and National Adaptation Strategies. It is also noted that this is an ongoing process.

Organisation type	Country where based	Response
1 National Government body	Austria	Adaptation Strategies and Action plans supported the inter-ministerial exchange and collaboration between Ministries and Agencies at the level of experts working in different sectors and on different topics. Ideal win-win situations were identified.
1 National Government body	Netherlands	Relation heat and public health. Link met Disaster Risk Reduction

Organisation type	Country where based	Response
1 National Government body	Italy	The MS Strategy was a national reference framework for intersectoral action at national and regional level.
1 National Government body	Other	Assume that when so many MSs have an impact and vulnerability assessment and Strategy in place, it will enhance at least preparedness.
4 EU institution or body	EU	Increase of countries with a NAP or SAP
6 University	Ireland	Adaptation strategies are useful when they contain a clear vision, objectives and aims for adaptation. Decisions must be based on vulnerability/risk profile. Implementation must identify clear adaptation options, which have been costed, assigned to responsible bodies and set out under a clear time line for action.
7 Research organisation	France	The cost of inaction report published in 2009
7 Research organisation	Netherlands	Improved awareness and, with that, better preparedness. Capacity still lags behind.
9 NGO	United Kingdom	Vulnerabilities to nature and natural environment; encourage use of nature based solutions / ecosystem based adaptation
10 Other	United Kingdom	Enhanced awareness among stakeholders. Improved information for practitioners.

Those who disagreed or strongly disagreed with the statement responded as follows:

Organisation type	Country where based	Response
2 Sub-national Government	Denmark	In DK, climate adaptation strategies are not carried out by the state authority, only by the individual municipalities. The state has not taken any role as a coordinating authority between municipal borders. In the Central Denmark Region we have successfully managed to coordinate cross-border strategies between municipalities in adaptation.
7 Research organisation	France	None in mind
9 NGO	Slovakia	The Slovak National Adaptation strategy is very general and some Action Plan is still missing

In addition, responses were received from those who had not responded to the main statement or had replied with neither agree nor disagree or don't know. Their responses are below. Some of these are neutral, with, for instance, respondents from Hungary and the Czech Republic noting that it is too early to respond on impacts of their national adaptation strategy. Other respondents point to the assistance from EU resources such as support for LIFE projects and provision of the Climate ADAPT and EEA portals.

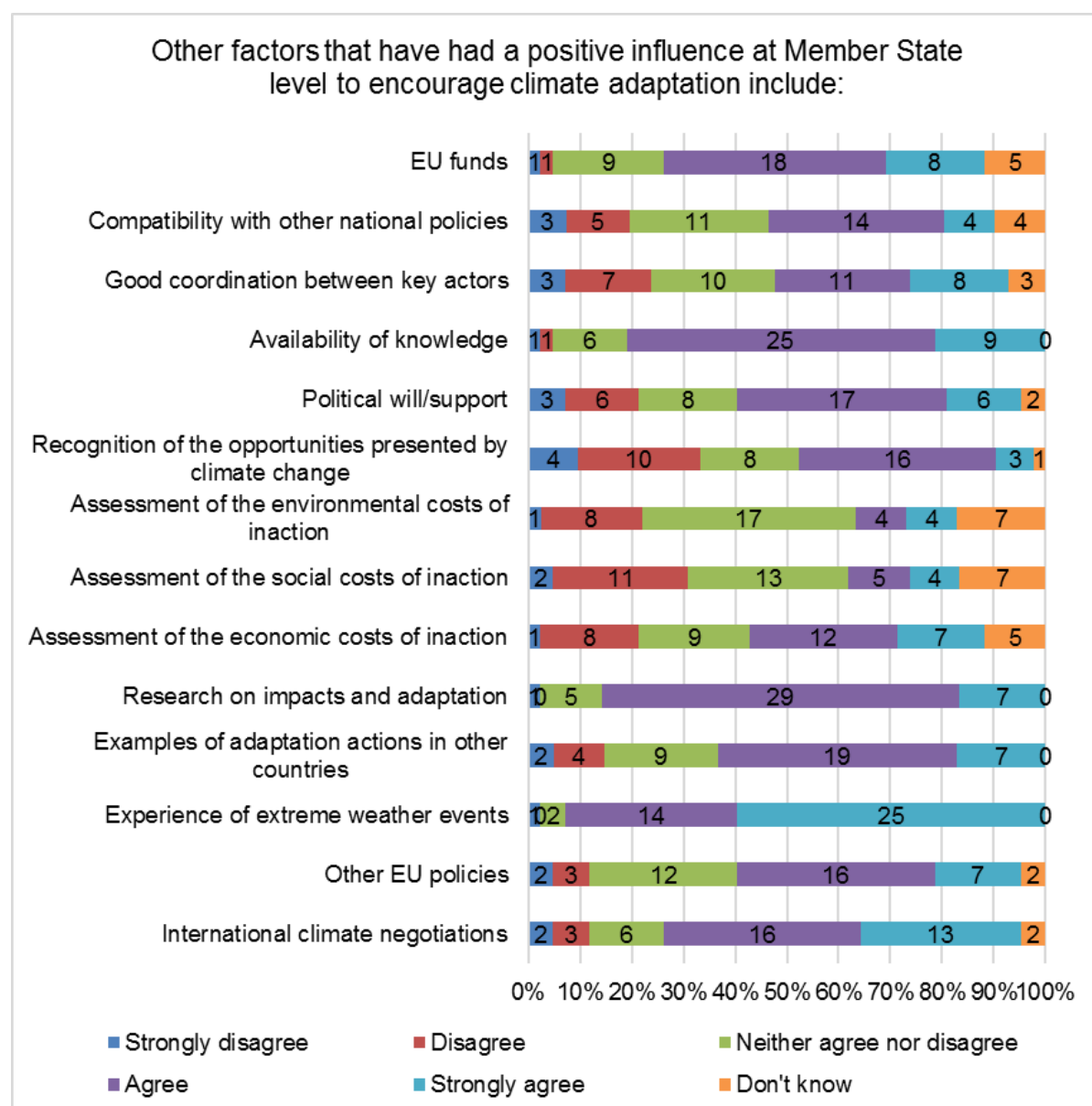
Organisation type	Country where based	Response
1 National Government body	Slovenia	Supporting LIFE projects, providing info at the Adaptation portal (ClimateADAPT)
1 National Government body	Hungary	In April 2017 the Hungarian Government accepted the Second National Climate Change Strategy, which contains the National Adaptation Strategy.

Organisation type	Country where based	Response
1 National Government body	Czech Republic	The Hungarian Parliament will discuss the Strategy in Autumn 2017. It will be revised every 3 years, and after this review can be stated if it is successful or not.
1 National Government body	Belgium	The evaluation has not been done yet, by the end of 2017 there will be first evaluation.
4 EU institution or body	EU	Strategies where the 1st step towards adaptation plans which helped raise awareness and initiate some adaptation actions in some sectors
6 University	Finland	Response to extreme weather events
6 University	Italy	EEA's adaptation portal is certainly useful. On the other hand, many MS had already an adaptation strategy well before 2013. The impact assessment and the EU strategy came too late to affect these strategies.
9 NGO	Belgium	It is a useful guideline, but actions still need to be implemented and evaluated
		Adaptation strategies encourage more comprehensive thought and planning at national level, where key actors and sectors can be involved in adaptation efforts. With that said, it could be strengthened (and Member States could go beyond the "low-hanging fruit", particularly when it comes to the up-front investments needed to strengthen the adaptation capacity of key sectors and geographical areas.

3.2.10 Other factors that have had a positive influence at Member State level to encourage climate adaptation include

This question explores other factors that have had a positive influence at Member State level on encouraging climate adaptation. A total of 41 or 42 responses were received in relation to this question. The results are shown below.

Figure 12 Responses to the statement “Other factors that have had a positive influence at Member State level to encourage climate adaptation include”



Of the options presented, all received at least some responses of agreement or strong agreement, suggesting that all of the options may have had a positive influence on Member State actions. Indeed almost all of the options received generally a high level of agreement from respondents as important influences.

One option that stands out as having particularly strong agreement is “experience of extreme weather events”. Interestingly, three of the options which received a greater proportion of disagreement were in relation to “assessment of the social costs of inaction”, “assessment of the environmental costs of inaction” and “assessment of the economic costs of inaction”. This may suggest that research into the costs of climate change impacts is less powerful for decision makers than the – perhaps more tangible - practical experiences with those potential impacts.

Six respondents replied to the invitation to give additional factors that have had a positive influence at Member State level to encourage climate adaptation. These responses are below.

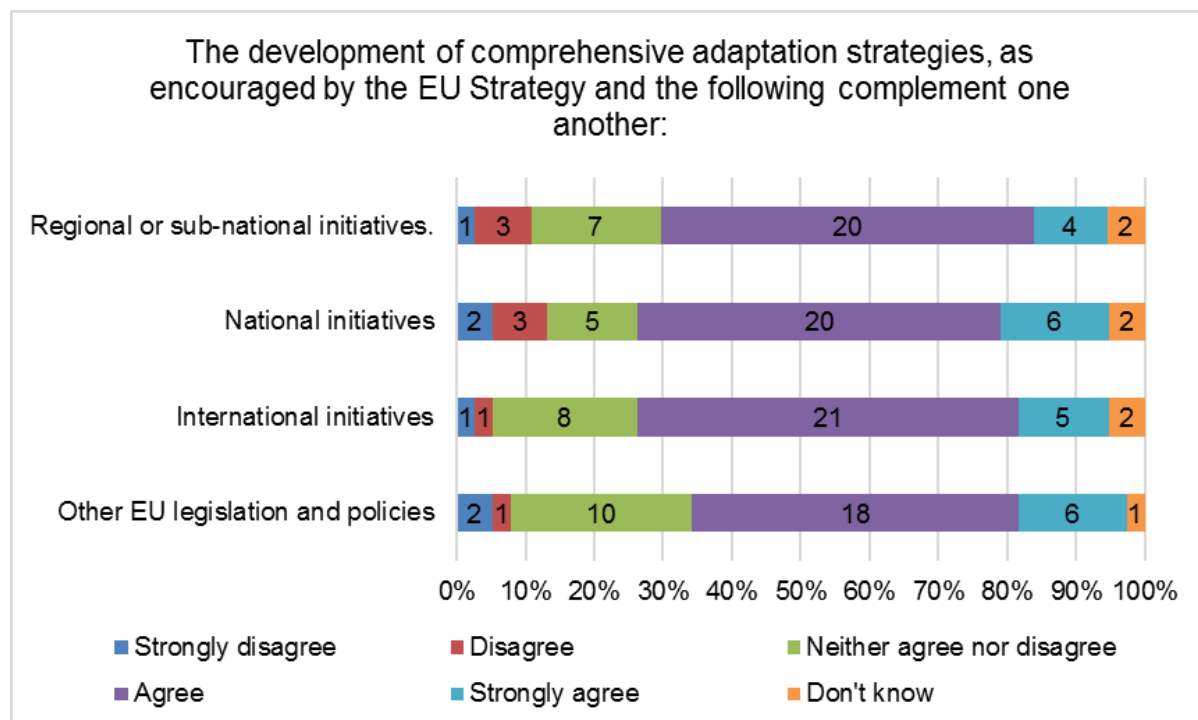
Responses point to the positive effect of cooperation and also to the importance of integrating adaptation and mitigation planning. A specific example from the Netherlands is the impact of the Delta Programme within which water management climate adaptation is actively addressed.

Organisation type	Country where based	Response
1 National Government body	Portugal	Assessment of sector specific costs is one of the main existing gaps at national level
1 National Government body	Slovenia	Formal and informal cooperation at the expert level during various meetings, also WG6 CCC
1 National Government body	Netherlands	In the field of water management climate adaptation is actively addressed with a so-called Delta Programme. This inspires other policy fields to act accordingly.
6 University	Ireland	Examples are most useful when they are from similar geographic regions, with similar governance and legal structures
8 Other international organisation	Other	Integration of adaptation and mitigation as an integral part of national to local planning supported by aligned policies, legislation and related incentives to promote action

3.2.11 The development of comprehensive adaptation strategies, as encouraged by the EU Strategy and the following complement one another

This question explored factors which may have complemented the development of national adaptation strategies. A total of 37 or 38 responses were received in this area. The results are below.

Figure 13 Responses to the statement “The development of comprehensive adaptation strategies, as encouraged by the EU Strategy and the following complement one another”



All of the factors listed were considered by respondents to complement the develop of comprehensive adaptation strategies; in all cases the level of agreement was much greater than the level of disagreement.

3.2.11.1 Please provide specific good and bad examples of what has been done to ensure that there is complementarity between comprehensive adaptation strategies, as encouraged by the EU Strategy, and other policies and initiatives that relate to adaptation?

Respondents were requested to provide good and bad examples of complementarity between comprehensive adaptation strategies, as encouraged by the EU Strategy, and other policies and initiatives that relate to adaptation. 17 “good” examples and 15 “bad” examples were provided.

Good examples

Good examples grouped to bring out common themes are listed below. There are several groups of responses citing:

- EU support, policy or complementarity between EU and national level
- Complementarity within a MS between national and sub-national levels
- Complementarity across sectors
- A few neutral and other responses.

Respondents from Netherlands, France, Ireland and EU all mention water or flood related issues as good examples of complementarity.

Organisation type	Country where based	Response
EU support		
1 National Government body	Portugal	ESIF funding
1 National Government body	Belgium	Inclusion of climate (and adaptation) in research funding program Brain
9 NGO	Belgium	Cohesion funds have helped a lot of cities/regions to start thinking about adaptation
EU policy		
7 Research organisation	France	Flood directive
EU – national		
1 National Government body	Netherlands	Water management --> Delta Programme (www.deltacommissaris.nl), WFD, RBMP
National – sub-national		
1 National Government body	Austria	In Austria the Adaptation Strategy and Action Plan were developed prior to the EU Adaptation Strategy. The Austrian Strategy and Action Plan serve as the framing document for more detailed sub-national adaptation strategies and action plans, thus a good complementarity can be ensured.
1 National Government body	Greece	Greece is setting up a National Climate Change Adaptation Committee composed, inter alia, of representatives of national, regional and local authorities in order to enhance coordination of adaptation
1 National Government body	Italy	An inter-ministerial Board, a regional Board
6 University	Italy	The establishment of a national board to support the development of the National Plan to Adaptation to Climate Change composed by all Italian Regions
Cross sector		
1 National Government body	Hungary	Vulnerability sectors (forestry, agriculture) pay attention to climate adaptation consideration, these policies integrate climate change aspects.
4 EU institution or body	EU	Mentioning in other policy documents or in agreements (e.g. water and nature directors)
6 University	Ireland	Flood risk management strategy accounts for spatial planning
7 Research organisation	Netherlands	The Dutch policy is looking for linkages between water safety and ecosystem improvement - ecosystem based adaptation
Other		
1 National Government body	Slovenia	Climate proofing of big projects
1 National Government body	Finland	The targets are similar

Organisation type	Country where based	Response
8 Other international organisation	Other	This is a very difficult question, as there are initiatives with both good and not so good elements, I suggest revisiting this questions by deconstructing it.
9 NGO	Slovakia	Unfortunately no good example, the Slovak national adaptation strategy is "standing alone document"

Bad examples

Bad examples grouped to bring out common themes are listed below. There are several groups of responses citing:

- EU support, policy or international issues
- MS issue and complementarity between national and sub-national levels
- Complementarity across sectors
- A few neutral and other responses.

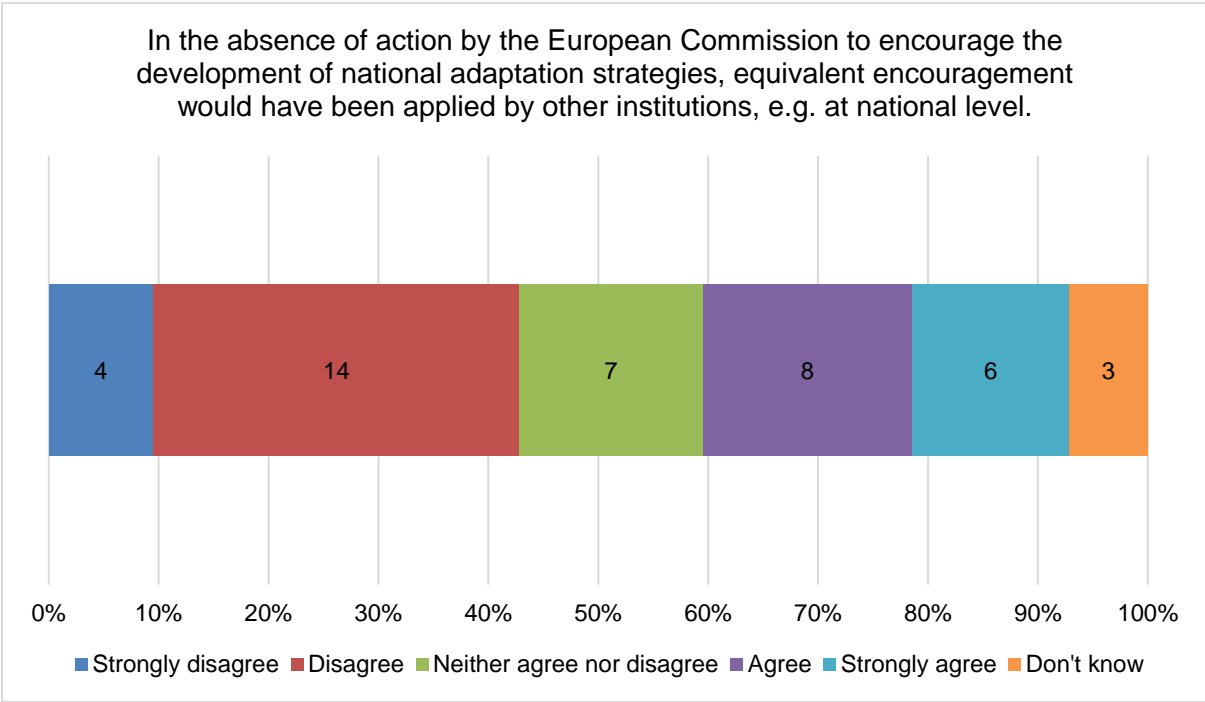
Organisation type	Country where based	Response
EU support		
1 National Government body	Portugal	Mayors adapt - there is no involvement of national authorities in the process which turns difficult to access information and articulate action between different levels of governance within member states. LIFE Climate Action fails the objective because doesn't provide fair treatment between MS and doesn't take into account different needs and vulnerabilities to CC.
EU policy		
6 University	Finland	The EU floods directive explicitly addresses climate change. Basically a good thing, but it might lead to sectoral instead of comprehensive strategies.
9 NGO	Belgium	EU 2030 climate and energy targets (there was no discussion on resilience and link between mitigation and adaptation), 2050 low carbon strategy. In general DG CLIMA doesn't link adaptation with its other policies. European Fund for Strategic Investments didn't consider climate resilience
International		
7 Research organisation	France	Priority given to free trade over environmental issues
National		
7 Research organisation	Netherlands	Dutch energy policy is highly reluctant to make the transition to more sustainability
National – sub-national		
10 Other	United Kingdom	Little inclusion of city or local plans.
2 Sub-national Government	Denmark	We experience very little focus on the adaptation strategy, whereas mitigation remains top of mind.
Cross sectors		

Organisation type	Country where based	Response
1 National Government body	Netherlands	Spatial Planning, building in flood plains, endikement of flood plains.
1 National Government body	Austria	Mainstreaming of adaptation into sectoral policies takes its time. Thus, only because the wording is in certain policy documents and initiatives does not mean that adaptation is taking place and happening.
9 NGO	Slovakia	No interconnection with other sectorial strategies, legislation, gaps not only on horizontal but also on vertical level
Sectoral		
1 National Government body	Belgium	Suppression of financial support for green roofs (while green roofs are promoted at subnational level in adaptation plan)
Other		
1 National Government body	Hungary	Industry and less vulnerable sectors can formulate measures effecting against climate change adaptation.
1 National Government body	Slovenia	Adaptation strategies are too general for complementarity to be really followed up on.
1 National Government body	Finland	Measurement is missing
4 EU institution or body	EU	Diluting what adaptation to climate change is

3.2.12 In the absence of action by the European Commission to encourage the development of national adaptation strategies, equivalent encouragement would have been applied by other institutions, e.g. at national level

This question explores what may have happened in the absence of the action by the European Commission to encourage the development of national adaptation strategies. Answers were provided by 42 respondents. The results are presented below.

Figure 14 Responses to the statement “In the absence of action by the European Commission to encourage the development of national adaptation strategies, equivalent encouragement would have been applied by other institutions, e.g. at national level”



Mixed responses were received in relation to this question. Whilst a greater number of stakeholders disagreed or strongly disagreed (18 out of 42) that equivalent encouragement would have been applied by other institutions, this was only slightly greater than those that agreed or strongly agreed (14 out of 42). This suggests quite divergent views across the stakeholders.

3.2.13 If you have access to an important source of evidence that supports your views in relation to Action 1, please upload it here

Three files were uploaded by respondents:

National Government Body, Austria

- The Austrian Strategy for adaptation to climate change. Part 1 – Context. Vienna May 2012
- Die österreichische Strategie zur Anpassung an den Klima-wandel. Teil 2 – AKTIONSPLAN. 23 October 2012

National Government Body, Belgium

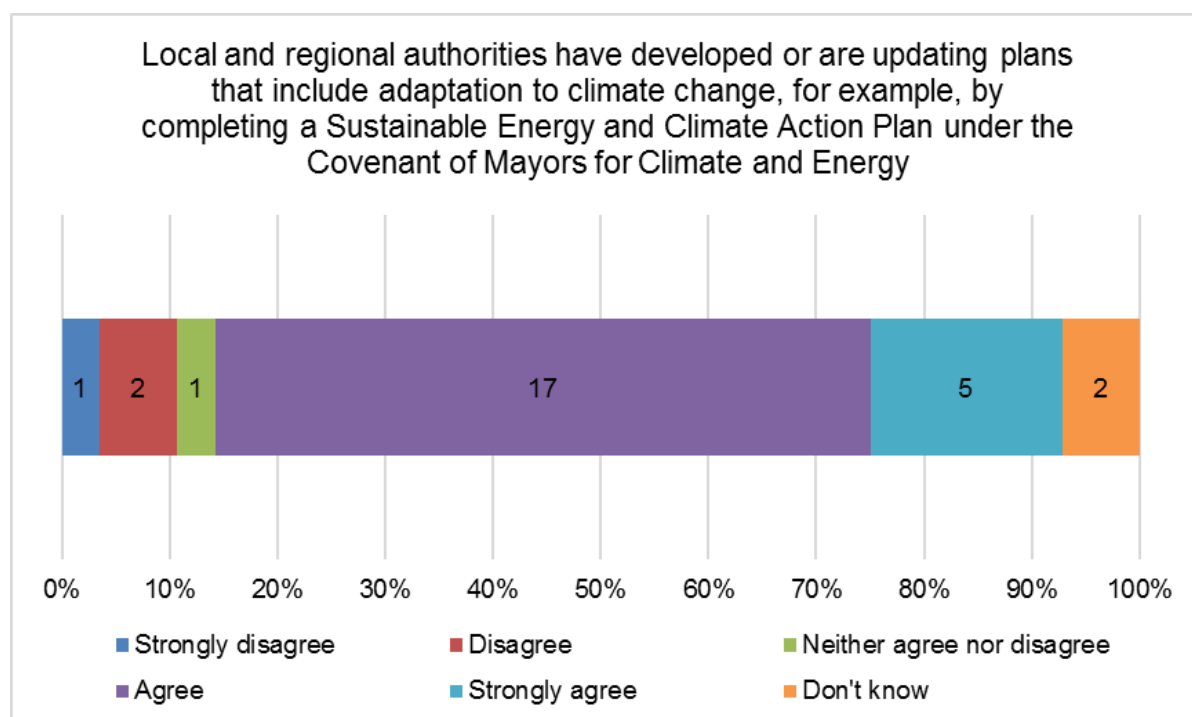
- Belgian Research Action through Interdisciplinary Networks (BRAIN-be). Call for proposals 2016

3.3 Responses to questions and statements – Action 3 – Introduce adaptation in the Covenant of Mayors framework (2013/2014)

3.3.1 Local and regional authorities have developed or are updating plans that include adaptation to climate change, for example, by completing a Sustainable Energy and Climate Action Plan under the Covenant of Mayors for Climate and Energy

This question concerns the development of adaptation plans at local and regional level, which the EU Adaptation Strategy sought to support. 28 responses were received in response to this question. The results are presented below.

Figure 15 Responses to the statement “Local and regional authorities have developed or are updating plans that include adaptation to climate change, for example, by completing a Sustainable Energy and Climate Action Plan under the Covenant of Mayors for Climate and Energy”

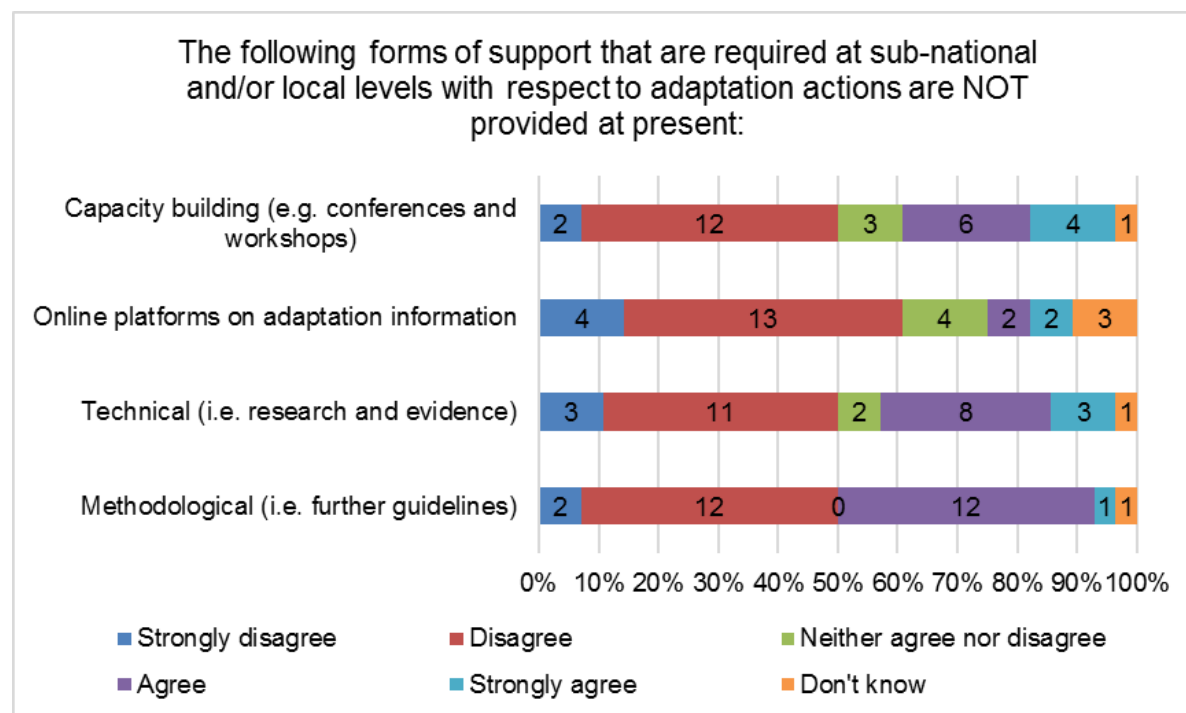


There was strong agreement that local and regional authorities have developed or are updating plans that included adaptation. Compared with 22 respondents that agreed or strongly agreed with this statement, only 3 respondents disagreed, or strongly disagreed.

3.3.2 The following forms of support that are required at sub-national and/or local levels with respect to adaptation actions are NOT provided at present

28 responses were received in relation to this question. The results are presented below.

Figure 16 Responses to the statement “The following forms of support that are required at sub-national and/or local levels with respect to adaptation actions are NOT provided at present”



A greater number of respondents disagreed or strongly disagreed that capacity building, online platforms and technical support were “not provided at present”, than those that agreed/strongly agreed. Put another way, more respondents considered that support had been provided at sub-national and local level in these areas than not. This is strongest for online platforms and more marginal for capacity building and technical support. For methodologies (e.g. further guidance), views were polarised with similar numbers, representing a broad range of stakeholders, supporting and opposing the statement.

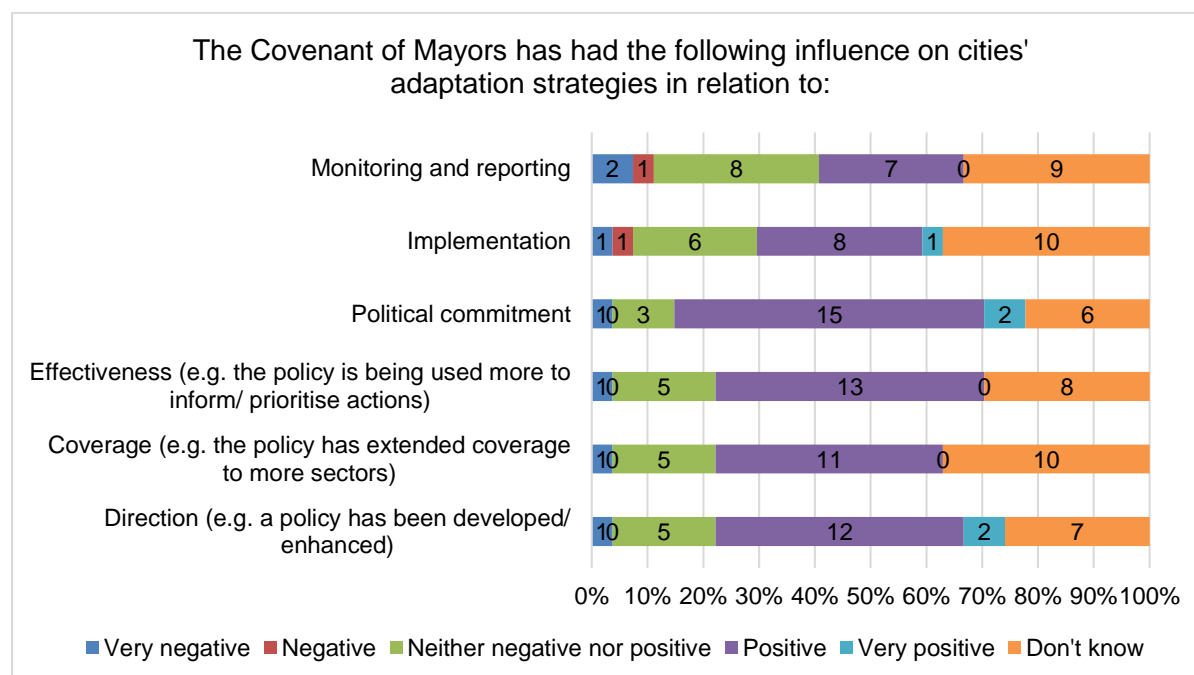
Four responses were given for other forms of support that are required at sub-national and/or local levels with respect to adaptation actions and that are NOT provided at present. These are shown below and differ in character. Two relate to support for information on and assessment of impacts and vulnerability; one notes an ongoing LIFE Integrated Project that will help to deliver tools; and one suggests establishment of long-term communities of practice.

Organisation type	Country where based	Response
1 National Government body	Slovenia	Funding for adaptation (vulnerability assessment (VA), specific measures...)
2 Sub-national Government	Denmark	Over the next 6 years the LIFE IP climate adaptation project Coast 2 Coast Climate Challenge will provide municipalities with exactly these tools and capacity building tools.
4 EU institution or body	EU	High resolution climate change impacts and vulnerability (CCIV) information (sub-urban level)
8 Other international organisation	Other	Continuity of methodology, technical, capacity building requires establishment of communities of practice that go beyond the short lived political process linked to political elections.

3.3.3 The Covenant of Mayors has had the following influence on cities' adaptation strategies in relation to:

This question concerns the influence of the Covenant of Mayors initiative. 27 respondents provided answers. The results are provided below.

Figure 17 Responses to the statement “The Covenant of Mayors has had the following influence on cities' adaptation strategies in relation to”



Across all activities mentioned there were between 6 and 10 don't know responses. For the remainder there was generally a strong agreement that the Covenant of Mayors has had positive impacts through the factors listed.

This balance of agree/strongly agree compared with disagree/strongly disagree is strongest for political commitment (17 compared with 1), direction (14 vs. 1) and effectiveness (13 vs. 1) and least strong for monitoring and reporting (7 vs. 3, with 8 neither negative nor positive)

Three responses gave other areas of cities' adaptation strategies that have been influenced by the Covenant of Mayors. These are listed below. One response notes networking and methodological support. Another response is a call for continuity of support (rather than an area influenced by the Covenant of Mayors)

Organisation type	Country where based	Response
1 National Government body	Portugal	As National Authorities in Adaptation are not involved in the process, we don't have concrete information regarding Covenant of Mayors
8 Other international organisation	Belgium	Networking & experience sharing with peers, methodological support
8 Other international organisation	Other	Mayors are powerful, but continuity of this work beyond the political process is key. Also, federal and sub-national (provincial) governments' support to local governments is critical. Alignment of policies, incentives, plans and budgets across different levels of the government is key.

3.3.4 Please provide specific examples of how the European Commission's activities to support the Covenant of Mayors framework have helped with urban climate change adaptation?

Respondents were invited to provide the following examples:

- Quantitative examples (e.g. number of cities) (13 examples provided)
- Qualitative examples (e.g. a city contributing to the exchange of experiences in a specific way) (7 examples)

Many of the "quantitative" examples are qualitative. Activities that are cited as assisting adaptation plans include good examples from other MS, dissemination and information activities, city pages on Climate ADAPT, and twinning work that has resulted in clear adaptation strategies. Quantitative examples include that 19 Dutch cities are members of the COM, and that the Catalan Office for Climate Change has subsidized 14 Local Climate Change Action Plans, leading for instance to ordinances of water savings in the Metropolitan Area of Barcelona and in La Garrotxa.

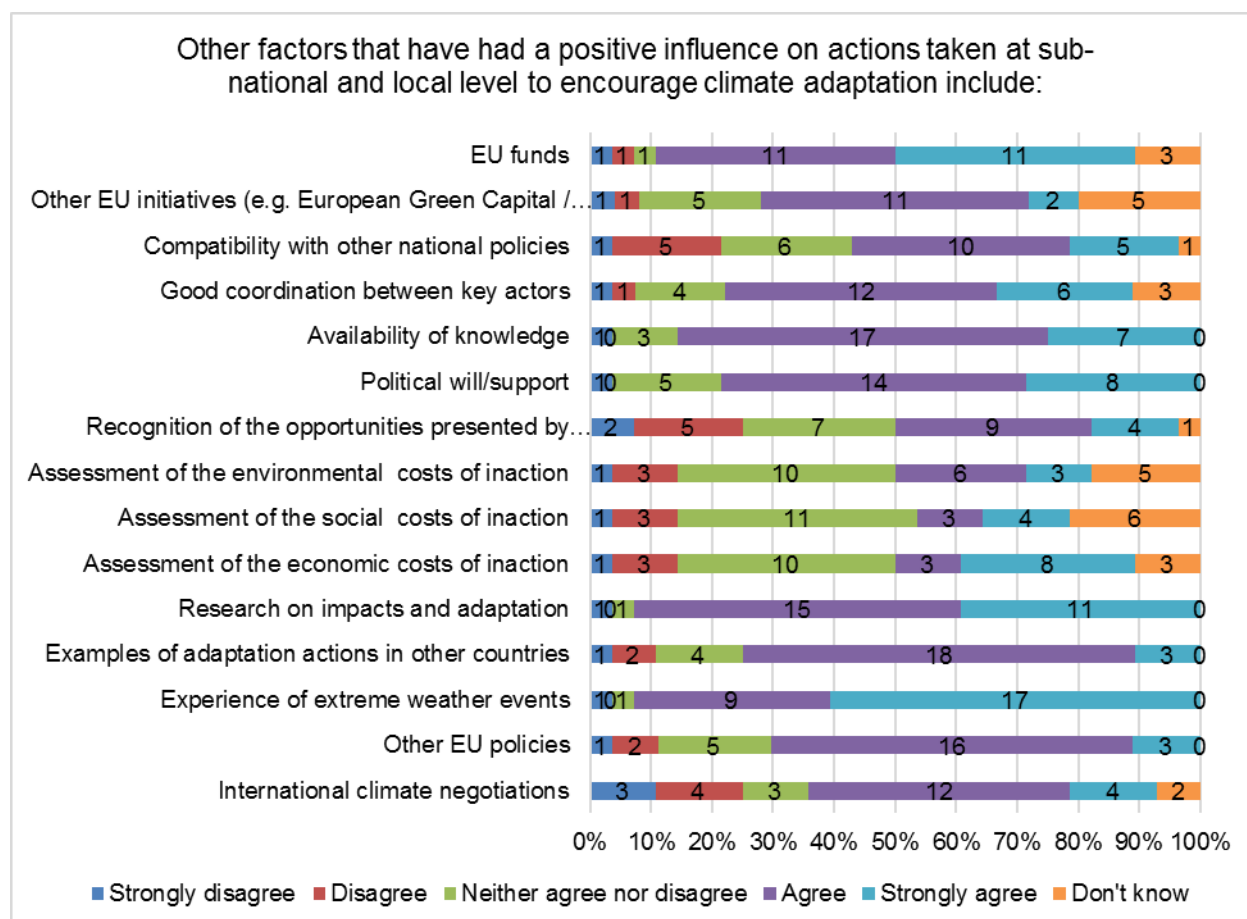
Organisation type	Country where based	Quantitative examples	Qualitative examples
1 National Government body	Slovenia	Very few cities + in Slovenia, municipalities do not equal cities and there are very few strictly speaking urban areas...	Ljubljana had joined a project on addressing urban heat island
1 National Government body	Finland	Good examples from other Member States encourages	
1 National Government body	Czech Republic	We do not have specific numbers, but it could be around 4	
1 National Government body	Netherlands	19 Dutch cities are member of CoM (=5% of total number)	Many of these Dutch cities are active in other national or regional networks of local and regional authorities. Some also internationally (e.g..C40, RC100)
1 National Government body	Slovakia	Only a few members from Slovakia	Bratislava
1 National Government body	Italy	3	Dissemination and information activities
2 Sub-national Government	Denmark	No binding targets. Only binding targets on municipal level. The CoM may have inspired cities to keep up the good work.	
2 Sub-national Government	Spain	The Catalan Office for Climate Change has subsidized 14 Local Climate Change Action Plans	e.g. Ordinances of water savings in the Metropolitan Area of Barcelona and in La Garrotxa

Organisation type	Country where based	Quantitative examples	Qualitative examples
4 EU institution or body	EU		City pages on Climate-ADAPT
6 University	Italy	Funding with LIFE project for the development of adaptation plan in cities	
7 Research organisation	Netherlands		Many active cities in the Netherlands
8 Other international organisation	Belgium	Hundreds of cities now committed to adaptation + number of local adaptation strategies/plans under development/implementation	
9 NGO	Slovakia	Number of cities	
9 NGO	Czech Republic	Cities "compete" among each other by joining the CoM, especially if a smaller city joins sooner than a bigger city	
9 NGO	Belgium	The twinning work has resulted in clear adaptation strategies	

3.3.5 Other factors that have had a positive influence on actions taken at sub-national and local level to encourage climate adaptation include:

This question concerns the other factors that may have had a positive influence on adaptation actions taken at sub-national and local level. 25-28 respondents answered this question, with the distribution shown below.

Figure 18 Responses to the statement “Other factors that have had a positive influence on actions taken at sub-national and local level to encourage climate adaptation include”



For all of the factors there was a balance of agreement that they may have a positive influence of action at sub-national and local level.

The strongest agreement was in relation to “experience of extreme weather events” (26 agree/strongly agree vs. 1 disagree/strongly disagree) and “research on impacts and adaptation” (26 vs. 1) with a high level of agreement also for “EU funds” (22 vs. 2), “availability of knowledge (24 vs. 1) and “political will/support” (22 vs. 1).

Less strong agreement was found for several factors, though, on balance there was agreement that their influence was positive. These include: assessment of the social costs of inaction (7 vs. 4 with 11 neither agree nor disagree); assessment of the environmental costs of inaction (9 vs. 4 with 10 neither agree nor disagree); and recognition of the opportunities offered by climate change (13 vs. 7 with 7 neither agree nor disagree).

Two other responses were given of factors that have had a positive influence on actions taken at sub-national and local level to encourage climate adaptation. These are listed below. One notes the benefit at local level from experience at national level; the other calls for a closer look at countries that have aligned national and local planning.

Organisation type	Country where based	Response
National Government body	Netherlands	Experience with adaptation actions at national level
Other international organisation	Other	In general, a key driver of inaction is lack of connectivity and misalignment of political/economic/business drivers not only in EU but also other parts of the world. There is need for a closer look at countries that have managed to align the national to local systems of planning and budgeting and facilitate cooperation with private sector.

3.3.6 Please provide specific examples of barriers to adaptation action at sub-national and local level, which the EU Adaptation Strategy has helped to overcome?

Respondents were invited to provide specific examples of barriers to adaptation action at sub-national and local level, which the EU Adaptation Strategy has helped to overcome. 12 responses were provided and are listed below.

Two respondents give examples of barriers at sub-national and local level that the EU Adaptation Strategy has helped to overcome – public administration capacities and lack of a clear framework. The other responses relate to how the EU Adaptation Strategy has helped to overcome barriers at sub-national and local levels; through provision of advice/ support, funding and examples.

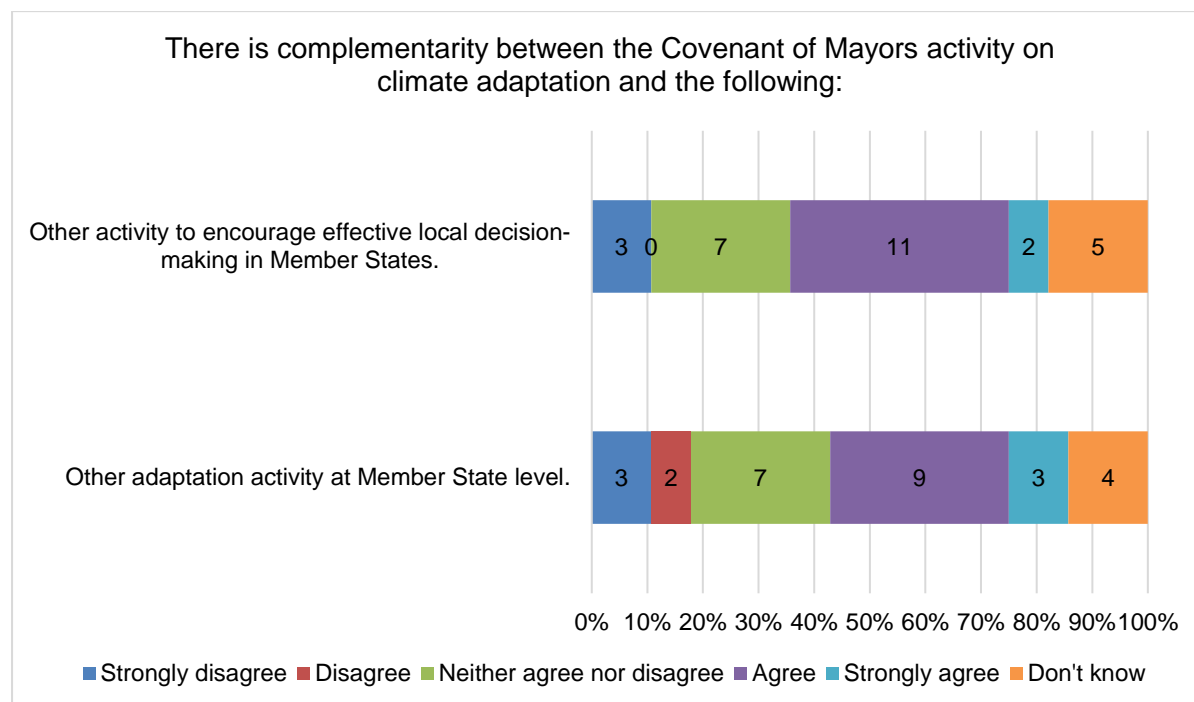
Organisation type	Country where based	Response
Specific barriers		
1 National Government body	Slovenia	Public administration capacities (number and level of knowledge) at the municipal level
8 Other international organisation	Other	Lack of clear framework, from reaction to prevention and risk reduction. Lack of expertise/ methodologies/know how/ need to technical and financial support/ competing interests (e.g., rezoning versus economic development), etc.
Barriers are overcome through advice/ support		
1 National Government body	Czech Republic	The EU Adaptation Strategy helped to spread the adaptation strategies to local and sub-national levels in the Czech Republic.
1 National Government body	Netherlands	Horizon 2020 (Interreg, LIFE) has helped. Support for cities and CA from the EC via workshops, publications etc.
1 National Government body	Belgium	Help to initiate mainstreaming in different sectors
9 NGO	Slovakia	The very good example was the project EU Clties adapt, that helped "beginners" cities a lot to create adaptation strategy on local level
9 Other international organisation	Belgium	Knowledge & methodological support provided (via the Climate-ADAPT portal & the Covenant of Mayors)
Barriers are overcome through funding		
1 National Government body	Italy	The lack of funds to implement real actions
9 NGO	Belgium	Accessing to funding to develop adaptation strategies
Barriers are overcome through examples		
7 Research organisation	Netherlands	Cities see that other cities are taking action
9 NGO	Czech Republic	Many cities would never have started with climate adaptation themselves - they depend on "front-runners" and guidance from the European/national level
Other		

1 National Government body	Finland	EU Adaptation Strategy has been the framework for the national work, but the sub-national and local level adaptation has been independent. The national circumstances are so different.
----------------------------	---------	---

3.3.7 There is complementarity between the Covenant of Mayors activity on climate adaptation and the following:

28 respondents answered this question. The distribution of responses is provided below

Figure 19 Responses to the statement “There is complementarity between the Covenant of Mayors activity on climate adaptation and the following”



There was stronger agreement than disagreement in both cases, although there were also three responses of strong disagreement in each case. This suggests that there are at least some cases where the Covenant of Mayors may not complement these actions.

Three examples of other areas where there is complementarity with the Covenant of Mayors activity were given by respondents and listed below. Two of these are links with national activities.

Organisation type	Country where based	Response
National Government body	Austria	Activities and engagement of Climate Alliance Austria
National Government body	Netherlands	National network of local and regional authorities with regard to climate adaptation
Other international organisation	Other	Scaling up sustainable solutions would require stronger alignment to sub/national and national strategies, development paths and funding and resources.

3.3.8 Please provide specific examples, if any, of where Covenant of Mayors activity does not fit well with other adaptation activities, and say why this is your view?

Nine examples were given to the request to provide specific examples, if any, of where Covenant of Mayors activity does not fit well with other adaptation activities, and say why this is your view? These are listed below.

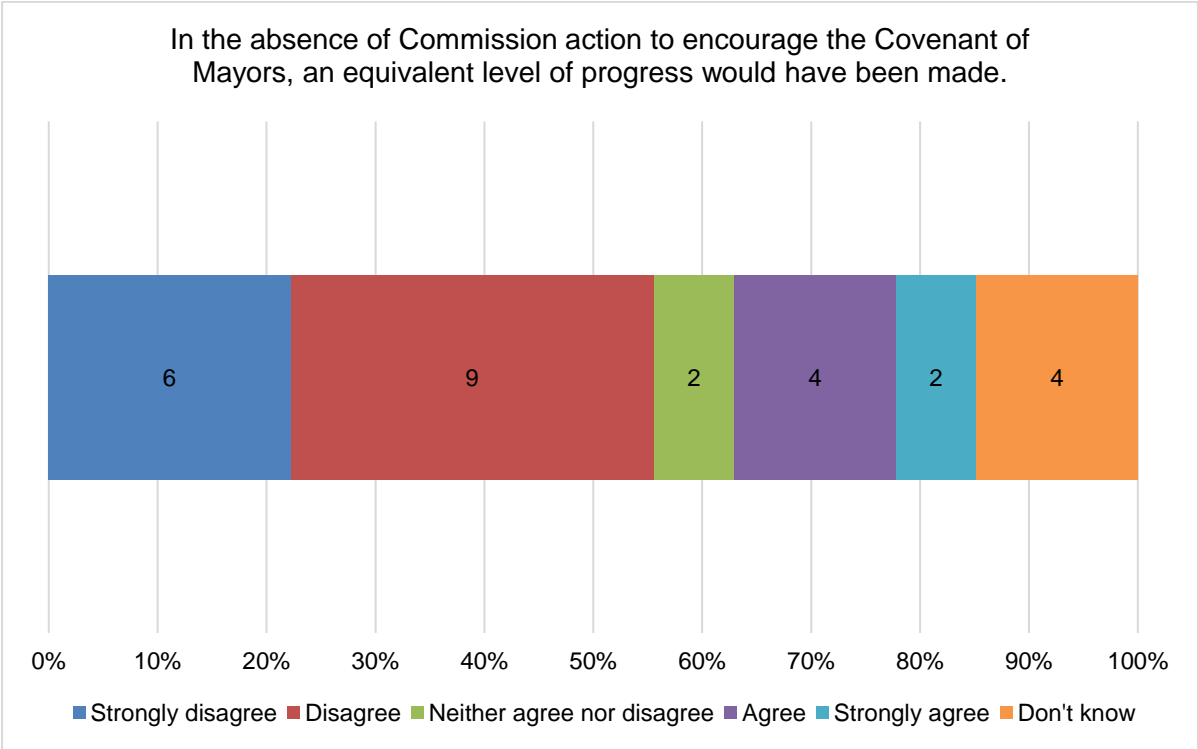
Three respondents consider that there is a weak relation between local adaptation strategies and national strategies. One other area of lack of complementarity noted is in the fragmented nature of sectoral policies. Many of the other statements relate to issues with developing local adaptation strategies, whether through lack of cooperation or lack of key information on the Covenant of Mayors website.

Organisation type	Country where based	Response
Local – national		
1 National Government body	Portugal	Covenant of Mayors doesn't have any consideration of complementarity of adaptation action at national level and governance of adaptation at national level
1 National Government body	Netherlands	There is a weak relation between CoM-activities and NAS and NAP-activities. Many of the Dutch cities who have become member of CoM haven't used this membership actively, feeling it gave too little added value
10 Other (please specify)	United Kingdom	Local adaptation strategies not recognised in national strategy.
Sectoral		
8 Other international organisation	Other	The only issue is the silo sectoral approach. While this initiative is very important, one of the main challenges is fragmented sectoral policies, rather than incorporating adaptation/mitigation as an integral part of national to local strategic (institutionalised multi-sectoral) approach to development.
Lack of local cooperation		
7 Research organisation	Netherlands	Due to the institutional divides cities are often working in isolation, with little consideration and/or cooperation with the surrounding areas
Lack of information		
9 NGO	Belgium	It doesn't give detailed information on how resilient EU cities are. We don't have a sense of the quality of the plans, the gaps and the issues the EU needs to do to support cities, eg. external risks around food security
Other		
1 National Government body	Finland	Sometimes national circumstances of the adaptation are too different
2 Sub-national Government	Denmark	Don't know. The CoM website is completely impossible to use, navigate and understand.
4 EU institution or body	Denmark	Timelines not fitting with e.g. political cycles

3.3.9 In the absence of Commission action to encourage the Covenant of Mayors, an equivalent level of progress would have been made

This questions concerns what may have happened in the absence of the Covenant of Mayors. 27 responses to this questions were received, which the results presented below.

Figure 20 Responses to the statement “In the absence of Commission action to encourage the Covenant of Mayors, an equivalent level of progress would have been made”



There was strong disagreement that in the absence of the Covenant of Mayors an equivalent level of progress would have been made. 15 respondents disagreed/ strongly disagreed compared with 6 who agreed/strongly agreed that in the absence of Commission action to encourage the Covenant of Mayors, an equivalent level of progress would have been made.

3.3.10 If you have access to an important source of evidence that supports your views in relation to Action 3, please upload it here.

Four files were uploaded by respondents:

National Government Body, Austria

- Leitfaden KLAR! Klimawandel-Anpassungsmodellregionen. Ausschreibung 2017 - Umsetzung von Anpassungsmaßnahmen. Wien, Juli 2017

Sub-national Government, Spain

- Catalan strategy for adapting to climate change (ESCACC). Executive Summary. Horizon 2013-2020, November 2012

NGO, Belgium

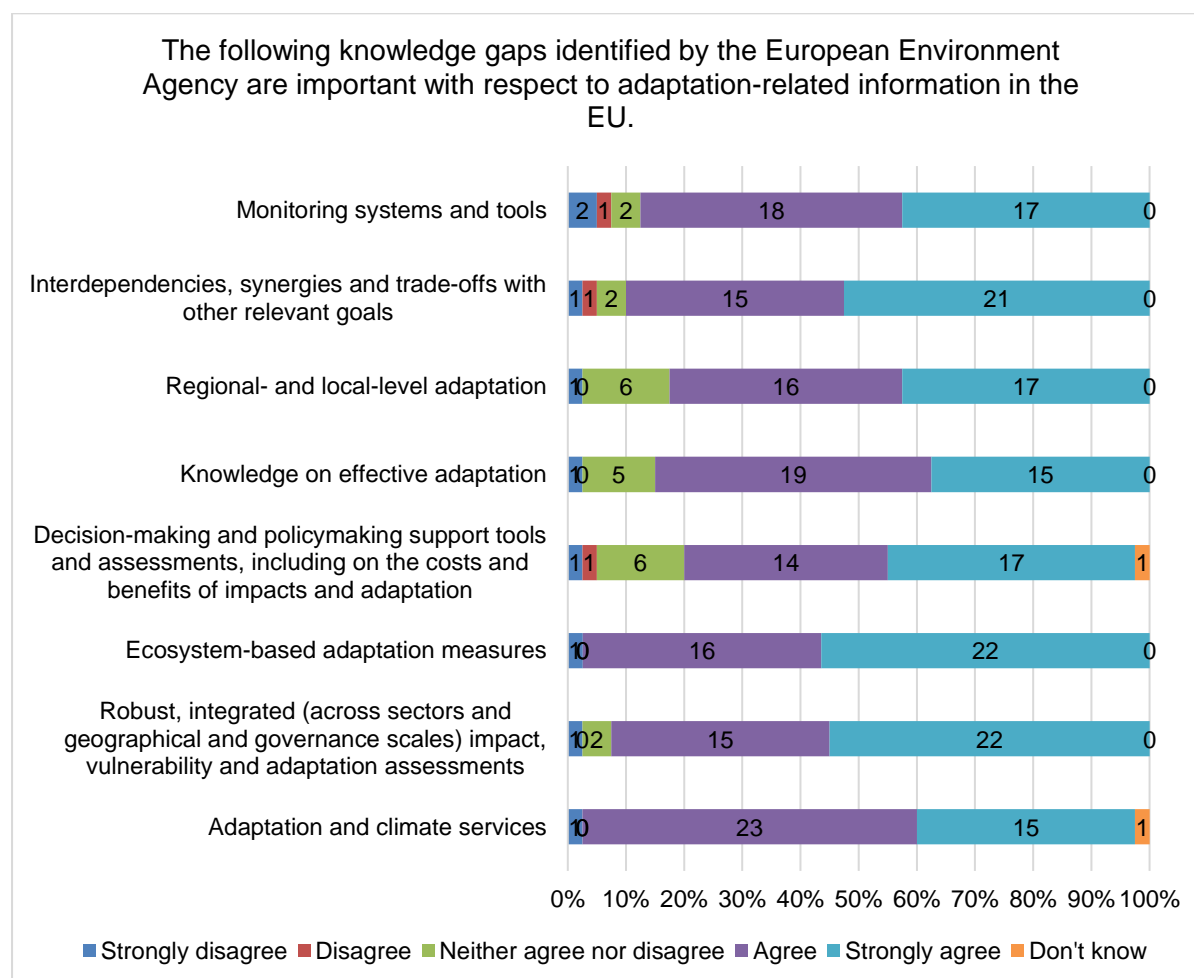
- Underfunded, underprepared, underwater? Cities at Risk, E3G. 2014

3.4 Responses to questions and statements – Action 4 – Bridge the knowledge gap

3.4.1 The following knowledge gaps identified by the European Environment Agency are important with respect to adaptation-related information in the EU

39 - 40 respondents answered this question. The results are presented below.

Figure 21 Responses to the statement “The following knowledge gaps identified by the European Environment Agency are important with respect to adaptation-related information in the EU”



There was very strong agreement that the identified knowledge gaps are important with respect to adaptation-related information in the EU. In all cases, the large majority of responses either agreed or strongly agreed with the stated gaps.

One responded (university) strongly disagree that the identified knowledge gaps are important. However, this appeared to represent more of a general view on the EU Adaptation Strategy (similar negative views were expressed for all other questions) rather than representing a specific view on this issue.

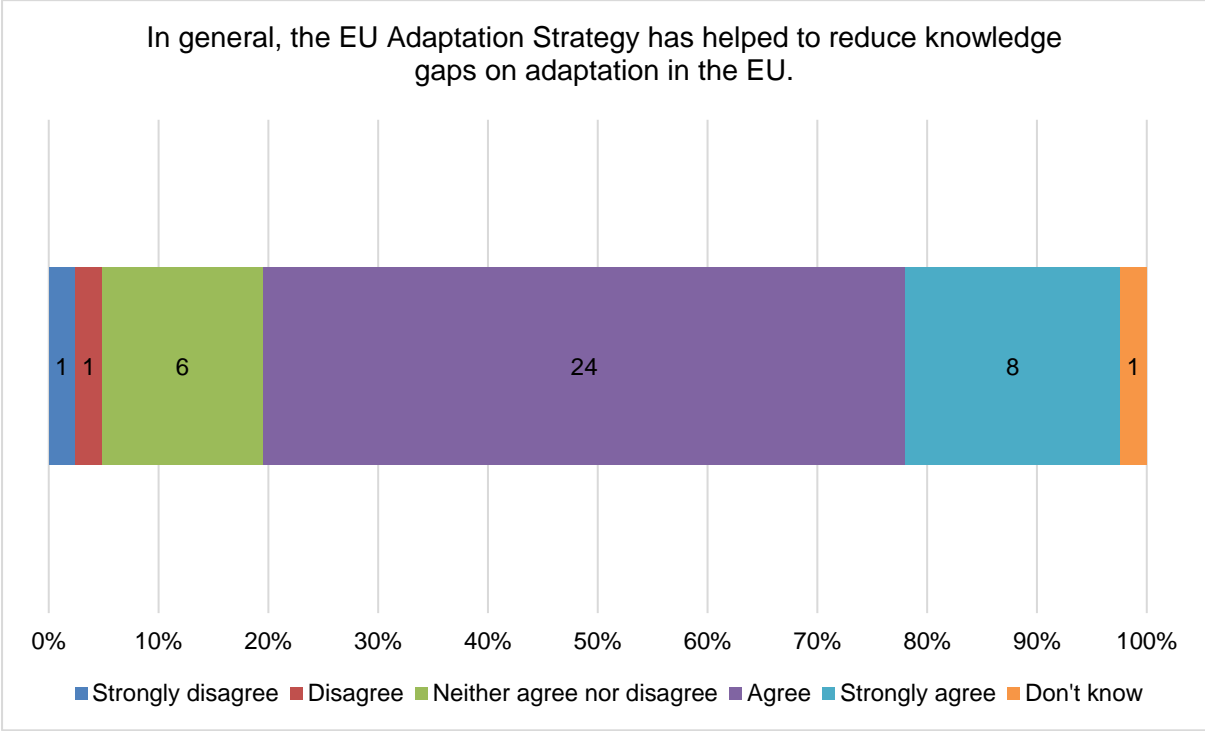
Nine respondents provided examples of other knowledge gaps. These are listed below. As might be anticipated, these cover a broad range of issues, including the potential need to consider high end climate change, international impacts that could have an effect on the EU and several sector related knowledge gaps.

Organisation type	Country where based	Response
High end climate change		
6 University	Denmark	The adaptation strategy is entirely blind to high-end and dangerous climate change - not fit for purpose.
Intenational		
9 NGO	Belgium	Climate impacts outside the EU that have critical impact on EU – e.g. food security, trade, political instability, migration
Process		
1 National Government body	Slovenia	Cooperation mechanisms, knowledge of effective adaptation governance structures, processes...
6 University	Ireland	International adaptation policy is focused on transition to climate resilience-this suggests a pathways approach, which needs to be worked through
Sectoral		
1 National Government body	Austria	Interface between Climate Change Adaptation and Disaster Risk Reduction shall be further improved.
1 National Government body	Finland	Cross-sectoral collaboration is needed and also studies about the financial costs of climate change adaptation
1 National Government body	Belgium	Sectoral assessment of impacts (e.g. private sector, energy, etc.)
Good practice		
8 Other international organisation	Belgium	Collection of good practice examples tested on the ground; knowledge base about climate risks and vulnerabilities; information on the different existing socio-economic methods that can be applied for a local risk & vulnerability assessment (e.g. cost-benefits, multi-criteria, stakeholder decision, experiment and observe) and their relevance in different contexts; information on appropriate monitoring, reporting and evaluation tools and indicators to inform and support local adaptation planning; 1) easily-accessible and understandable information on funds and financial instruments available for the development and implementation of their action plans and 2) further guidance and support on how to access and apply the existing instruments, and also possibly combine them
Other		
4 EU institution or body	EU	The knowledge of press about the one stop shops that already exist on the subject

3.4.2 In general, the EU Adaptation Strategy has helped to reduce knowledge gaps on adaptation in the EU

41 responses were received in relation to this question. The results are presented below.

Figure 22 Responses to the statement “In general, the EU Adaptation Strategy has helped to reduce knowledge gaps on adaptation in the EU”

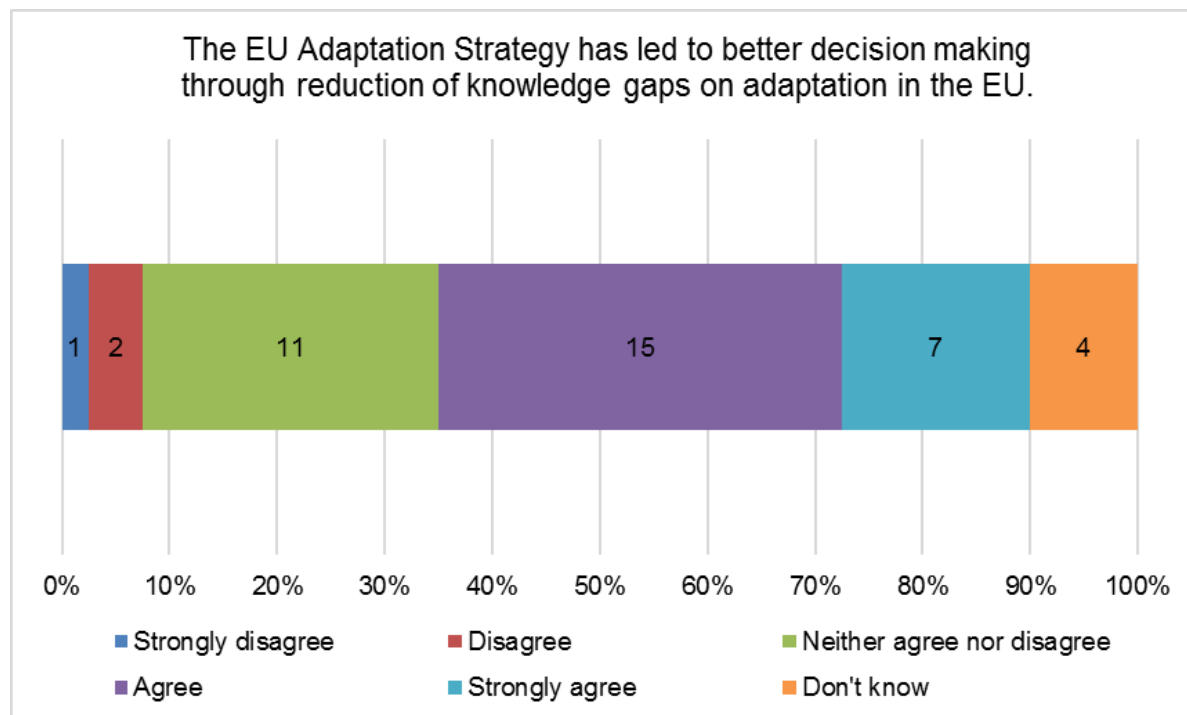


There was very strong agreement that the EU Adaptation Strategy had helped to reduce knowledge gaps on adaptation in the EU. Aside from one respondent that strongly disagreed (see earlier discussion) and one who disagreed, all other respondents who stated a view in a particular direction either agreed or strongly agreed.

3.4.3 The EU Adaptation Strategy has led to better decision making through reduction of knowledge gaps on adaptation in the EU

The question concerns the effect of the EU Adaptation Strategy on decisions where taking into account climate impacts and adaptation is important. 40 respondents answered this question, the results from which are shown below.

Figure 23 Responses to the statement “The EU Adaptation Strategy has led to better decision making through reduction of knowledge gaps on adaptation in the EU”



There was a high level of agreement that the EU Adaptation Strategy has led to better decision making through reduction of knowledge gaps on adaptation in the EU. One respondent from a university strongly disagreed with this statement (see discussion above), and two others (research organisation and a local government association from a region) disagreed. However, the vast majority of respondents either agreed or strongly agreed with the statement

3.4.4 Please provide specific examples of knowledge gaps that have been bridged through EU action informed by work following the EU Adaptation Strategy?

13 respondents gave specific examples of knowledge gaps that have been bridged through EU action informed by work following the EU Adaptation Strategy. These are listed below. Many of the responses appear to relate to mechanisms for reducing knowledge gaps, rather than to gaps themselves. Of those that relate to gaps that have been bridged through EU action, three examples relate to impacts and vulnerabilities and there are single instances relating to policy, finance, awareness and infrastructure.

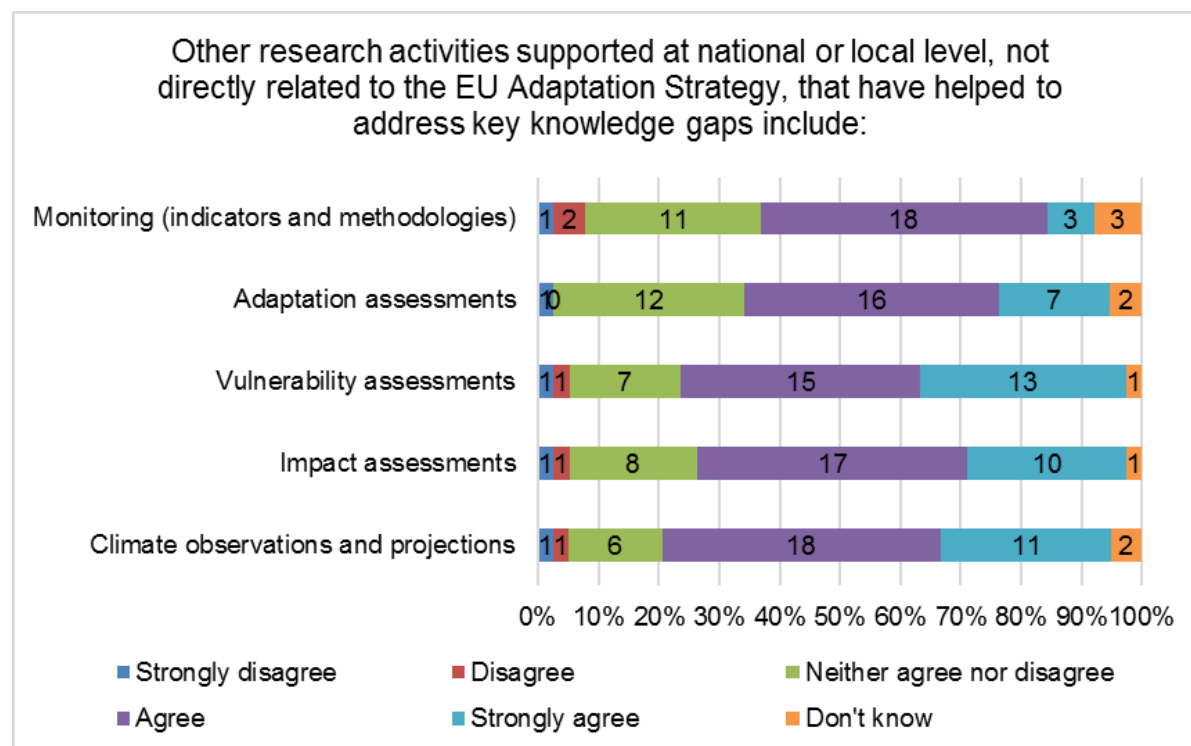
Organisation type	Country where based	Response
Impacts and vulnerabilities		
1 National Government body	Hungary	National Climate Change Strategy defines climate vulnerability studies as a priority target area.
1 National Government body	Italy	A national risk and vulnerability assessment
2 Sub-national Government	Spain	Impacts and vulnerabilities in the Mediterranean region
Policy		
3 Municipal/city Government	Portugal	Monitoring and policy making
Finance		
1 National Government body	Finland	The studies about the financial costs of climate change adaptation.
Awareness		
2 Sub-national Government	Denmark	That knowledge gaps in terms of adaptation policy, strategy and funding are widespread in other countries too. Moreover, sharing experiences with other MS has made it more evident that adaptation measures are more difficult to assess compared with mitigation measures.
Infrastructure		
1 National Government body	Austria	Climate change consideration in infrastructure projects; better and improved knowledge base on the EU level; better interrelation between sectoral policies.
Mechanism		
1 National Government body	Belgium	Climate services in regional climate downscaling, EEA reports (urban adaptation, CCIVA, etc), knowledge on case studies (through climate adapt)
1 National Government body	Slovenia	ClimateADAPT tools, LIFE adaptation projects...
1 National Government body	Netherlands	See EEA's website under climate adaptation
10 Other (please specify)	Other	RAS
4 EU institution or body	EU	introduction of climate change related requirements in ESIF funds legislation, with special attention to

Organisation type	Country where based	Response
		major projects where those have been further spelled out.
6 University	Ireland	EU has provided support for developing environmental information systems such as Copernicus, CORDEX, etc. Various research projects have been useful as well as support to JPI Climate/ERA4CS

3.4.5 Other research activities supported at national or local level, not directly related to the EU Adaptation Strategy, that have helped to address key knowledge gaps include:

This question was answered by 38 - 39 respondents. The result are presented below.

Figure 24 Responses to the statement “Other research activities supported at national or local level, not directly related to the EU Adaptation Strategy, that have helped to address key knowledge gaps include”



For all of the other research activities, respondents generally agreed or strongly agreed, that they had helped to address the key knowledge gaps. One respondent (university) strongly disagreed (see discussion above), and there was also some disagreement with the other research activities, with the only exception being adaptation assessments.

Three other research activities that were not included in the list for the statement above and were added by respondents are listed below.

Organisation type	Country where based	Response
Sub-national Government	Denmark	In their current form, municipal strategies in DK draw very much on national assessments. Looking forward, however, the C2C CC project aims to contribute with more EU value added information (experiences from other countries, EU-projects, the climate adapt platform, etc).
EU institution or body	EU	Work started on the review and revision of design standards
Other international organisation	United Kingdom	Climate services at large (including climate reanalyses)

3.4.6 Please provide specific examples of barriers to research activities in the EU on climate change impacts, vulnerabilities and adaptation?

When prompted for examples of barriers to research activities in the EU on climate change impacts, vulnerabilities and adaptation, the following examples were given. A number of themes emerge:

- Complexity of the requirement
- Funding
- Lack of data, particularly at local level
- Cooperation required
- Relation to international impacts

Organisation type	Country where based	Response
Complexity		
1 National Government body	Finland	Member states have so different historical background and different natural resources that the social and cultural background of climate change adaptation needs more research activities. In addition, financial costs of adaptation needs more focus. The awareness of the meeting of climate change adaptation as a part of climate change mitigation needs also more research.
3 Municipal/city Government	Portugal	Subject is challenging for most of colleagues working in different areas
4 EU institution or body	Belgium	Too complex research activities with overly complex results, difficult to turn into policy recommendations
9 NGO	Czech Republic	Lack of integrated approaches and methodologies that would address complex problems - maybe a lacking understanding of complex problems. E.g. Water cycle, air pollution, biodiversity, quality recreation - all of it can be addressed together and quantified by greenery in cities (parks) or greenery on buildings (green roofs, walls, climbers).
Funding		
1 National Government body	Portugal	Funding at MS level is difficult to obtain; H2020 only to big projects with many partners from different MS turns difficult support for country specific research
2 Sub-national Government	Denmark	It is in general difficult to set up adaptation measures. One barrier to research activities in the LIFE IP climate project is that direct research is not eligible within the framework of the LIFE programme (limited to H2020).
4 EU institution or body	Belgium	The risk of double work and large overlaps; the risk of funds being refused due to the low CBA results due to the uncertainty of the reliability of the outcomes; lack of flexibility of providing funding due to such uncertainty as in some cases an audit may find the results not justifying the funds used; the need of a balanced flexibility that will avoid abuse of funds for made-up projects.

Organisation type	Country where based	Response
7 NGO	United Kingdom	Research priorities / lack of forward thinking; limited funding
Data		
1 National Government body	Austria	The scale of information from climate projections is not applicable for the regional level, especially when it comes to extreme precipitation events and storms.
1 National Government body	Hungary	Data availability in local level
4 EU institution or body	Denmark	Mostly qualitative (descriptive) information available
6 University	Ireland	Support should be given to local level information development and dissemination.
9 NGO	Belgium	There is a lack of data available at country level to indicate the level of vulnerability and potential impacts (including costs) posed to EU Member States; estimations on the cost of adaptation vary greatly and are generally EU-wide rather than country specific.
Cooperation		
1 National Government body	Slovenia	Cooperation with the scientific community - they are not obliged to work with policy makers to address most important issues so that R&D activities are too separate from real policy needs, also projects concern only some MS, while small can be left out, esp. in the big JPI calls
1 National Government body	Other	Much of the research is done for individual states, while there are few platforms to do more EU-wide research. JPI Climate is one, but have limited support.
8 Other international organisation	United Kingdom	Lack of coordination, and inefficient transfer of knowledge from research to operations
International		
9 NGO	Belgium	External climate impacts on the EU is not in the mandate of the EEA. Nor is a quality of assessment of national adaptation plans. this would be a great improvement if it was.

3.4.7 Please provide specific of barriers to the use of knowledge on climate adaptation in decision-making in the EU?

When prompted for examples of barriers to the use of knowledge on climate adaptation in decision-making in the EU, the following examples were given. A number of themes emerge from the 20 responses:

- 10 of the responses relate to the difficulty of accessing relevant data
- Lack of (political) will
- Divergent interests
- Lack of capacity
- Lack of (enough) funding
- The importance of focussing on adaptation and mitigation together is emphasised by one respondent.

Organisation type	Country where based	Response
Access to relevant knowledge		
1 National Government body	Austria	Available information is often not applicable for the local and regional level; legal obligations (e.g. standards and refereed monitoring data) are an impediment for the application of future knowledge on climate change impacts.
1 National Government body	Greece	a) Poorly-communicated outcomes of local and national research activities. b) Mismatch between the focus of research activities and the needs of decision makers (mostly at national level).
1 National Government body	Slovenia	Provision of knowledge - there is no inventory of all EU projects ever funded and their results online, and we could all learn a lot from it
1 National Government body	Hungary	There is no adaptable, geo-information-based decision support systems.
2 Sub-national Government	Denmark	The Climate-ADAPT platform serves as a good tool to compare and collect information. However, we have not yet been successful in mainstreaming the internal use of the platform in our region.
2 Sub-national Government	Germany	Data access and lack of local data
8 Other international organisation	Belgium	1) the lack of (access to) useful and understandable climate information and 2) the lack of expertise and experience in interpreting this information are barriers
8 Other international organisation	United Kingdom	Multiplicity of so-called "authoritative" sources of information
9 NGO	United Kingdom	Poor knowledge on success of ecosystem and nature based adaptation solutions
9 NGO	France	Climate observations and projections data at local level should be free to access to anybody in Europe if EU wants to mainstream adaptation (for example Copernicus C3S: as long as this type of tool service is not available, few adaptations actions will be implemented).

Organisation type	Country where based	Response
Lack of will		
1 National Government body	Belgium	Lack of political will. misunderstanding between scientist and policy maker (difficulty to understand mutual needs, lack of policy relevant recommendations from research projects)
4 EU institution or body	EU	Political will
7 Research organisation	Netherlands	Lack of willingness to adopt new knowledge because of vested interests
Divergent interests		
4 EU institution or body	EU	Countries are in very different stages and progress
9 NGO	Belgium	The use and application of knowledge may be hindered by divergent interests and policies at EU and national level, and particularly when it comes to investment needs and early action.
Lack of capacity		
1 National Government body	Netherlands	Information is too fragmented. Lack of capacity at national level to use the information available.
3 Municipal/city Government	Portugal	No formal training (courses, etc.)
6 University	Ireland	Lack of awareness, lack of capacity and know how are large barriers. Lack of expertise within sectors/local authorities to drive strategy/plan making, information is not at the correct scale for territorial decision making, lack of tailored products to meet stakeholder needs
Funding		
9 NGO	Spain	Lack of (enough) National funds allocated to close the gap between research and applied projects. LIFE is one of the few options ensuring good funding and longterm projects
Need to combine adaptation and mitigation		
1 National Government body	Finland	The climate change adaptation should combine together with all sectors. It is needed to focus adaptation and mitigation also together, because we need them both.

3.4.8 Please give specific examples of how the EU Adaptation Strategy has helped to overcome any of these barriers?

When prompted for specific examples of how the EU Adaptation Strategy has helped to overcome **barriers to research activities**, the following 5 examples were given. Four examples relate to provision of information and one to encouragement to rely on a variety of financial resources.

Organisation type	Country where based	Response
Provision of information		
2 Sub-national Government	Denmark	Climate-ADAPT platform
3 Municipal/city Government	Portugal	Information and database on the subject
4 EU institution or body	Belgium	Barriers - the cross-border element and how that can be best reflected in the national strategies. Good example: national adaptation strategies based on the EU strategies provide a good scope within which research can take place.
9 NGO	Belgium	Expertise and capacity in identifying risks, vulnerabilities and gaps; cross-border and cross-sector exchange of research, data and project implementation
Encouragement		
1 National Government body	Hungary	EU encourages member states to rely on more types of financial sources.

When prompted for specific examples of how the EU Adaptation Strategy has helped to overcome **barriers to use of knowledge**, the following 9 examples were given. Four examples relate to provision of information and one to encouragement to rely on a variety of financial resources. As in the table above, several examples relate to provision of information.

Organisation type	Country where based	Response
Provision of information		
1 National Government body	Hungary	Guidelines and methodologies established by EU
1 National Government body	Netherlands	Good website, both of EEA (including Climate Adapt) and DG CLIMA.
3 Municipal/city Government	Portugal	Climate ADAPT as a whole
Coordination		
8 Other international organisation	United Kingdom	Perhaps not part of the original Strategy, the willingness and actions taken to coordinate EEA Climate Adapt activities with Copernicus go in this direction
Support		

Organisation type	Country where based	Response
2 Sub-national Government	Germany	LIFE-Programme
Involvement		
1 National Government body	Greece	Allowed to better define knowledge gaps and needs for informing decision making.
Other		
4 EU institution or body	EU	Barrier: the lack of knowledge about the reliability and validity of the existing research results.
6 University	Ireland	Support outreach activities such as Climate Europe Festival, ERA4CS
7 Research organisation	Netherlands	Reality takes over theory

3.4.9 Please give specific examples of how analysis by the European Commission Joint Research Centre (JRC) has been used to inform decision making on climate adaptation?

When prompted for specific examples of how analysis by the European Commission Joint Research Centre (JRC) (e.g. <https://ec.europa.eu/jrc/en/peseta>) has been used to inform decision making on climate adaptation, the 11 examples below were given, most relating to access to information.

Organisation type	Country where based	Response
Access to information		
1 National Government body	Portugal	Reports on EU regional impacts to CC very useful
1 National Government body	Hungary	CarpatClim (Climate of the Carpathian Region) project was carried out by Hungarian Meteorological Service with support of JRC. Its aim was the spatial and temporal examination the climate of the Carpathian Region using harmonized data and standard methodology.
2 Sub-national Government	Denmark	Climate-ADAPT platform.
4 EU institution or body	Belgium	The study on risks to major infrastructure and other very interesting smaller studies gave a good grip to national authorities to have a starting point for their own work.
8 Other international organisation	Belgium	Mainly through the EEA's Climate-ADAPT portal and the Covenant of Mayors website.
9 NGO	Belgium	The EEA climate impacts reports are really great. But the policy response has been weak which implies the European Commission is not using the information fully.
9 NGO	Spain	Access to free and accurate information (climate data, environmental effects, etc.)
9 NGO	France	Use of graphics from "Climate change, impacts and vulnerability in Europe 2016, EEA) to inform French regional administration in charge of agriculture.
Support to making case in MS		
1 National Government body	Slovenia	To persuade political level of the need to take action
Other		
1 National Government body	Finland	I do not know. The collaboration between Member States are needed in adaptation
7 Research organisation	Netherlands	It is hardly ever possible to distinguish how individual (from one organization) action makes a difference

3.4.10 Please give specific examples of how the EU's 7th Framework Programme for research and Horizon 2020 have been used to inform decision making on climate adaptation?

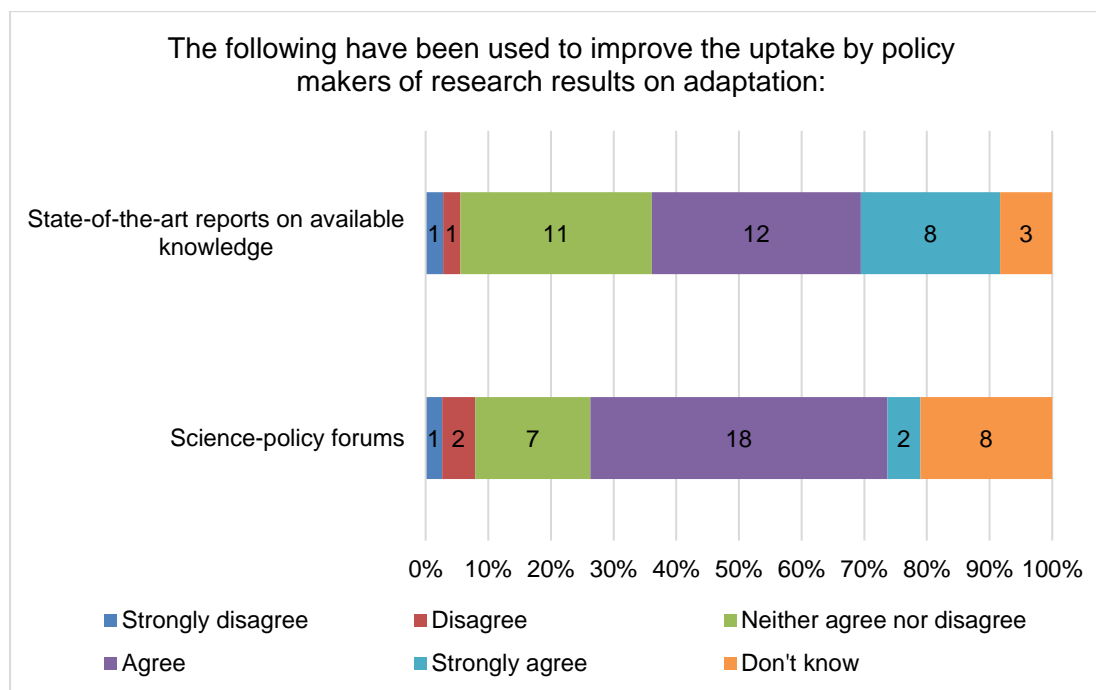
When prompted for specific examples of how the EU's 7th Framework Programme for research and Horizon 2020 have been used to inform decision making on climate adaptation, the 8 examples below were given. Themes emerging were access to general information, to specific information and to resources.

Organisation type	Country where based	Response
Access to general information		
1 National Government body	Austria	Usefulness of Eurocordex; the relevant role of boundary organisations like the EEA (EU-level), Environment Agencies (national level), and institutions that translate scientific knowledge into a language understandable for the users.
4 EU institution or body	Belgium	The conferences held to inform about the research results.
Access to project information		
1 National Government body	Slovenia	I only know BASE project which provided many important insights
1 National Government body	Hungary	Geoland 2 and its continuation ImagineS (Implementation of Multi-scale AGricultural INdicators Exploiting Sentinels) projects were carried out by Hungarian Meteorological Service with support of FP7. The aims of the projects were quasi-real-time modelling of biomass, soil moisture, natural carbon dioxide and water vapor fluxes in Hungary using satellite measurements.
8 Other international organisation	United Kingdom	"EUPORIAS, CLIMRUN, IMPACT2C. Copernicus Climate Change Service precursor projects (EUCLEIA, ERA-CLIM2, CLIPC, UERRA, etc.)"
Access to resources		
1 National Government body	Other	The ERA4CS which was initiated by JPI Climate is a good initiative where the H2020 have supported With 1/3 of the funding.
3 Municipal/city Government	Portugal	H2020 has been a relevant source of resources for the implementation of action (implementation + action + learning)
Limited effect		
7 Research organisation	Netherlands	FP7 and H2020 have helped to further the knowledge base but has limited effect on decision making. H2020 is too much implementation oriented to substantially further the knowledge development

3.4.11 The following have been used to improve the uptake by policy makers of research results on adaptation:

36 - 38 responses were received in relation to this question. The results are presented below

Figure 25 Responses to the statement “The following have been used to improve the uptake by policy makers of research results on adaptation”



There was a high level of agreement that both the development of state-of-the-art reports on available knowledge and science-policy forum has been used to improve the uptake by policy makers of research results on adaptation. One respondent from a university strongly disagreed with this statements (see discussion above) for both areas. Disagreements were also expressed for state-of-the-art reports (NGO) and science-policy forums (NGO and other international organisation). However, the majority of respondents either agreed or strongly agreed with the statements.

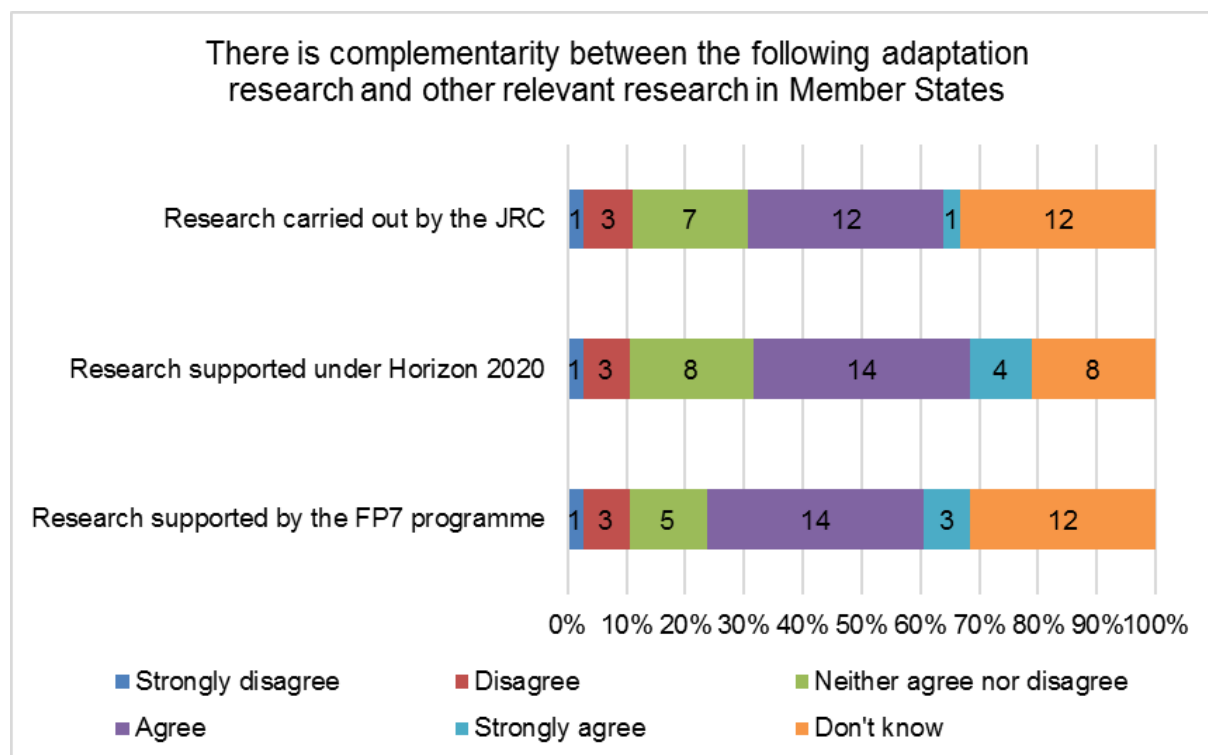
Examples from respondents of other means used to improve the uptake by policy makers of research results on adaptation are given below. All refer to further methods of exchanging information – through workshops, events and web pages.

Organisation type	Country where based	Response
1 National Government body	Austria	Topic specific workshops and other interactive formats. It is important to showcase which implications climate change impacts have on sectors and different levels (national, regional, local) in order to facilitate adaptation actions.
1 National Government body	Slovenia	Workshops on specific issues, also field visits (e.g. in the framework of the BASE project)
1 National Government body	Netherlands	Meetings of Working Group VI Climate Adaptation of CC Committee
4 EU institution or body	EU	Climate Adapt and EEA pages.
7 Research organisation	France	IPPC Report launch events

3.4.12 There is complementarity between the following adaptation research and other relevant research in MS

36 - 38 responses were received in relation to this question. The results are presented below.

Figure 26 Responses to the statement “There is complementarity between the following adaptation research and other relevant research in MS”



There were between 8 and 12 don't know responses in relation to elements of this question. From those that did express a view, there was a high level of agreement that there was complementarity in relation to all 3 areas. The most popular answer was agree in all cases. One respondent from a university strongly disagreed that there was complementarity in all case (see discussion above). However, some disagreement was also expressed by three other respondents (National Government, EU institution or body and NGO).

3.4.13 Please can you give specific examples of where there has or has not been complementarity between the following adaptation research and other relevant research in MS

Following on from the previous question, respondents were asked to give specific examples of complementarity, or lack of. 9 respondents answered this question. The results are below.

Research supported under FP7 programme

Organisation type	Country where based	Complemented	Not complemented
1 National Government body	Austria	Economics of adaptation; costs of inaction; costs of adaptation; adaptation relevant costs/expenditures	
1 National Government body	Hungary	Climate Change and Variability: Impact on Central and Eastern Europe (Clavier) project complements the Hungarian vulnerability studies.	
2 Sub-national Government	Spain	BEWATER (www.bewaterproject.eu)	
7 Research organisation	France	AMICE	RAMSES

Research supported under H2020 programme

Organisation type	Country where based	Complemented	Not complemented
1 National Government body	Austria	PLACARD project and national efforts to link DRR and CCA	
1 National Government body	Other	ER4CS, the ERA-net on Climate Services	
6 University	Ireland	Societal challenge 5	
7 Research organisation	France		Climatico
8 Other international organisation	Belgium	H2020 calls (such as the ones on nature-based solutions and climate services)	
9 NGO	Czech Republic	Nature4Cities project, overlapping to other countries thanks to good international relations of project coordinators	

Research carried out by the JRC

Organisation type	Country where based	Complemented	Not complemented
1 National Government body	Austria	Science for Disaster Risk Management 2017	

Organisation type	Country where based	Complemented	Not complemented
1 National Government body	Hungary	The National Adaptation Geo-information System (NAGiS) contains the results of CarpatClim supported by JRC.	
1 National Government body	Slovenia	Many Interreg projects have taken JRC work further	

3.4.14 Please identify any specific examples of what has been done to ensure complementarity between the following adaptation research and relevant research in Member States?

When prompted for specific examples of what has been done to ensure complementarity between **research supported under H2020** and relevant research in MS, the following cases were given:

Organisation type	Country where based	Response
1 National Government body	Austria	PLACARD, Espresso
1 National Government body	Hungary	The National Research, Development and Innovation Office brings together the research supported by EU and Hungarian research activities and it ensures their integrity.
1 National Government body	Finland	Many projects , thank you
1 National Government body	Other	The JPI Climate is a forum that can ensure complementarity, provided financing from the H2020.
6 University	Ireland	ERA 4CS Additional activity (wp 7)

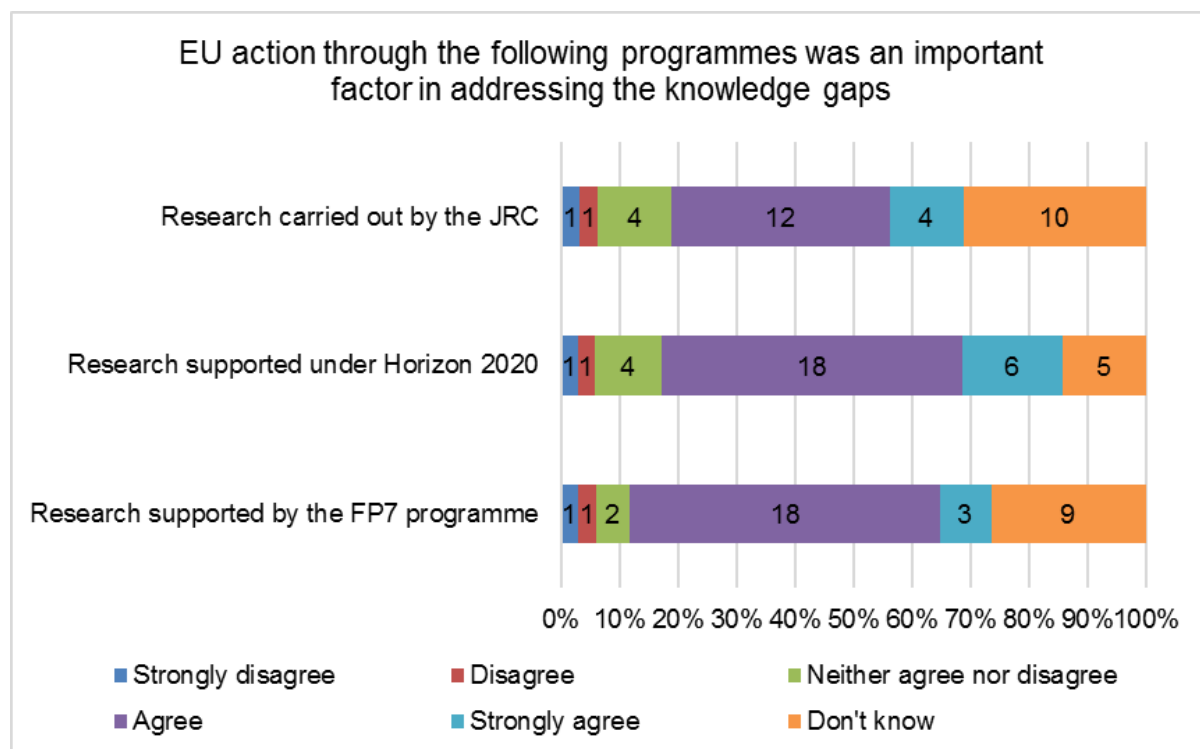
When prompted for specific examples of what has been done to ensure complementarity between **research carried out by JRC** and relevant research in MS, the following cases were given:

Organisation type	Country where based	Response
1 National Government body	Austria	Work of the Disaster Risk Management Knowledge Centre
1 National Government body	Hungary	The National Research, Development and Innovation Office brings together the research supported by EU and hungarian research activities and it ensures their integrity.

3.4.15 EU action through the following programmes was an important factor in addressing the knowledge gaps

32 - 35 respondents answered this question. The results are below

Figure 27 Responses to the statement “EU action through the following programmes was an important factor in addressing the knowledge gaps”



There were a number of don't know responses in relation to this question. However, for those that did express a view, there was a high level of agreement that EU action through the programmes was an important factor in addressing the knowledge gaps, with 16-24 respondents agreeing/strongly agreeing compared with 2 that disagreed/strongly disagreed. One respondent from a university strongly disagreed that EU action was an important factor in addressing knowledge gaps in all cases (see discussion above). In addition, disagreement was also expressed by one other respondent (National Government).

3.4.16 If you have access to an important source of evidence that supports your views in relation to Action 4, please upload it here.

Five files were uploaded by respondents:

National Government Body, Austria

- Key findings - Climate change, impacts and vulnerability in Europe 2016. EEA
- Poljanšek, K., Marín Ferrer, M., De Groeve, T., Clark, I., Faivre, N., Peter, D., Quevauviller, P., K., Boersma, K.E., Krausmann, E., Murray, V., Papadopoulos, G.A., Salamon, P., Simmons, D.C., Wilkinson, E., Casajus Valles, A., Doherty, B., Galliano, D., 2017. Science for disaster risk management 2017: knowing better and losing less. Executive Summary. EUR 28034 EN, Publications Office of the European Union, Luxembourg, ISBN 978-92-79-69673-2, doi:10.2760/451402, JRC102482

National Government Body, Other

- Towards usable climate knowledge for society. ERA4CS leaflet

Sub-national Government, Spain

- Tordera River basin Adaptation Plan, 2016

Other international organisation, Belgium

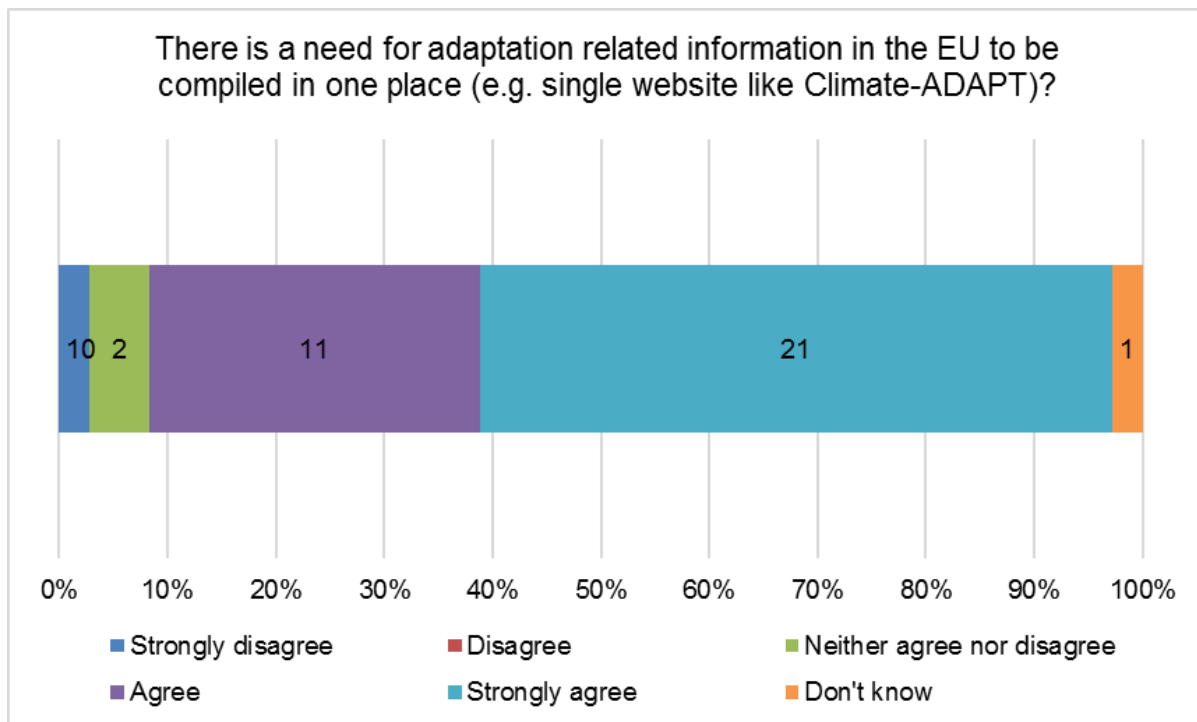
- OPINION Towards a new EU climate change adaptation strategy – taking an integrated approach. European Committee of the Regions, ENVE-VI/015

3.5 Responses to questions and statements – Action 5 – Further develop Climate-ADAPT as the ‘one-stop shop’ for adaptation information in Europe

3.5.1 There is a need for adaptation related information in the EU to be compiled in one place (e.g. single website like Climate-ADAPT)

This question was answered by 36 respondents, the results are presented below.

Figure 28 Responses to the statement “There is a need for adaptation related information in the EU to be compiled in one place (e.g. single website like Climate-ADAPT)”



There was very strong support for this statement with 32 respondents agreeing/strongly agreeing, compared with 1 who strongly disagreed. The most prevalent response was for respondents to strongly agree that there is a need for adaptation related information in the EU to be compiled in one place (e.g. single website like Climate-ADAPT). This was followed by the response agree. One respondent from a university strongly disagreed that there was a need (see discussion above).

3.5.2 Awareness and use of climate adapt

When prompted to state if they were aware of the Climate-ADAPT website, 32 of the 35 respondents stated that they were aware.

When prompted to state if they had used the Climate-ADAPT website, 29 of the 35 respondents stated that they had used the site. Section 3.5.3 reports respondents replies when asked how they have used the Climate-ADAPT site:

3.5.3 Please give specific examples of how you have used the Climate-ADAPT website

26 respondents gave specific examples of how they have used the Climate ADAPT website as below.

Of the 26 respondents, 19 used Climate ADAPT to search for information including country information, cases studies and good practice. Other uses reported were use of tools and upload of information.

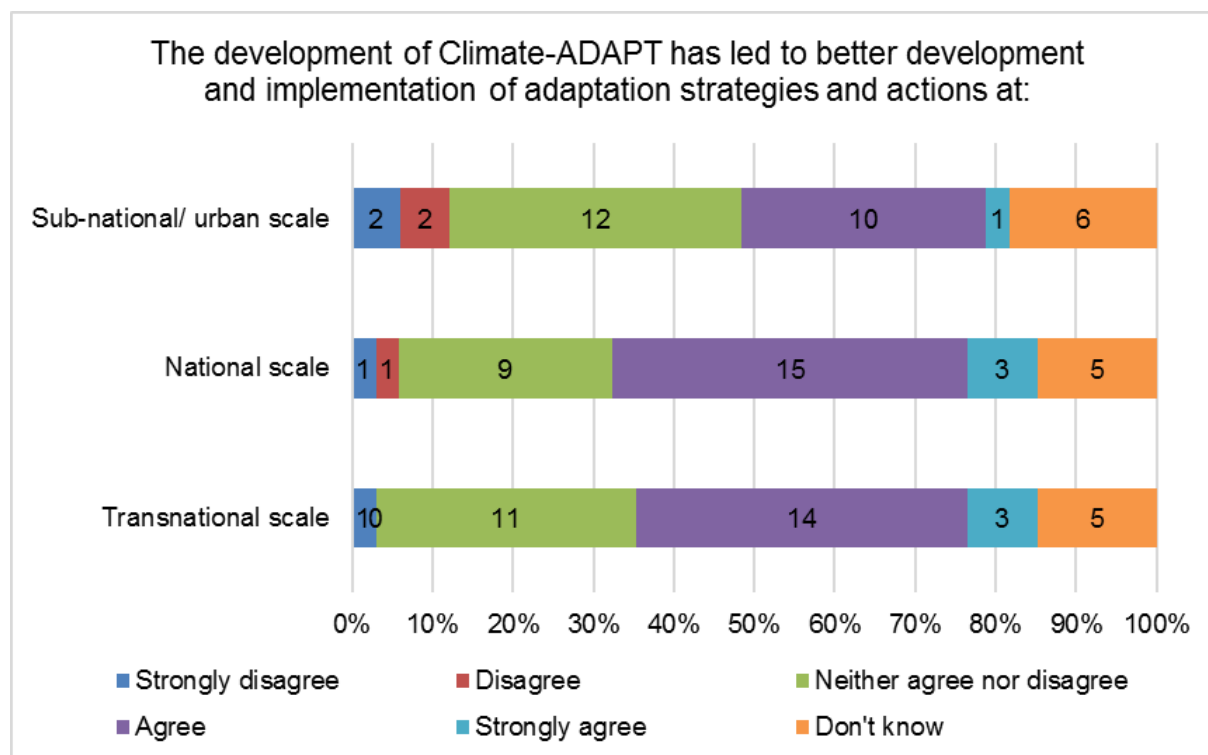
Organisation type	Country where based	Response
Search for information		
1 National Government body	Austria	Get an overview of Member States/Member countries activities; get an overview of sectoral activities; look at existing case-studies and/or "good practice"
1 National Government body	Portugal	Provided country information; Search for projects, case studies and activities; Adaptation tools; Newsletter
1 National Government body	Greece	To find information (reports and literature)
1 National Government body	Czech Republic	Comparing adaptation strategies of several member states and searching some documents.
1 National Government body	Netherlands	Find specific information of adaptation plans of other MS Find EEA-reports
1 National Government body	Slovakia	Collecting information on other MS activities, searching for documents, sources etc.
1 National Government body	Belgium	Info on adaptation policies in other MS, on adaptation case studies, on research projects, sectoral information
1 National Government body	Croatia	Country pages Examples of good practice Adaptation options Documents
1 National Government body	Other	To look into other European countries' work on adaptation. Use information about my own country, since the information at Climate-ADAPT can be considered "official information".
2 Sub-national Government	Denmark	Orientation, projections, adaptation tools. But we have not yet been successful in mainstreaming the tool in the region (maybe because of language barriers, or other things).
4 EU institution or body	Belgium	Search for good practices; Engagement of actors in adaptation actions
4 EU institution or body	Denmark	Country profiles, adaptation support tool
6 University	Portugal	On both national work and on the platform itself via ETC-CCA.
7 Research organisation	France	EU benchmarking
7 Research organisation	Germany	Looking for case Studies

Organisation type	Country where based	Response
7 Research organisation	Netherlands	Looking for specific adaptation action at national and transnational level
9 NGO	Belgium	In order to identify what countries have adaptation plans in place and what sectors are covered. To consult costs for both adaptation costs incurred if adaptation measures are not put in place.
9 NGO	Spain	Consultation of policies, ongoing projects, comprehensive and basic info, state of the art in each MS, etc.
9 NGO	France	Research of documents, reports related to different MS in Europe?
Tools		
1 National Government body	Hungary	For supporting the development of National Climate Change Strategy we used adaptation support tools and best practices, good initiatives from other EU member states.
8 Other international organisation	Belgium	Mainly the Urban Adaptation Tool.
Upload		
1 National Government body	Finland	I have only load material to the web pages, but I have not used the pages e.g. data survey. Or I have not compared different countries in adaptation. The pages should be more open and we should more use it.
2 Sub-national Government	Spain	- Providing information about the Life MEDACC project (www.medacc-life.eu) to be uploaded on the platform. - Consulting of case studies. - Adaptation policies in EU countries.
6 University	Italy	I am one of the thematic expert of the platform. I upload and review the platform's content
6 University	Denmark	Not user friendly at all, I loathe having to upload project results onto this website, don't see the benefits.
Other		
8 Other international organisation	United Kingdom	Preferred to go to the original sources of information

3.5.4 The development of Climate-ADAPT has led to better development and implementation of adaptation strategies and actions at

33 - 34 responses were received in relation to this question. The results are presented below.

Figure 29 Responses to the statement “The development of Climate-ADAPT has led to better development and implementation of adaptation strategies and actions at”



Around 50% of respondents answered don't know or neither agree nor disagree for this question. For those that did provide a firm response in one direction, the majority of respondents either agreed or strongly agreed that Climate-ADAPT has led to better development and implementation of adaptation strategies. This was the case at all three scales. One respondent from a university strongly disagreed that there was a need in all cases (see discussion above). There was a slight increase in the number of respondents disagreeing/strongly disagreeing as the scale moved from transnational (1) to national (2) to sub-national/ urban (4).

3.5.5 If you have access to an important source of evidence that supports your views in relation to Action 5, please upload it here.

Three files were uploaded by respondents:

National Government Body, Austria

- Overview of climate change adaptation platforms in Europe. EEA Technical report No 5/2015

Research organisation, France

- Adaptation to climate change: assessment of the national process and recommendations. ONERC report

Other international organisation, Belgium

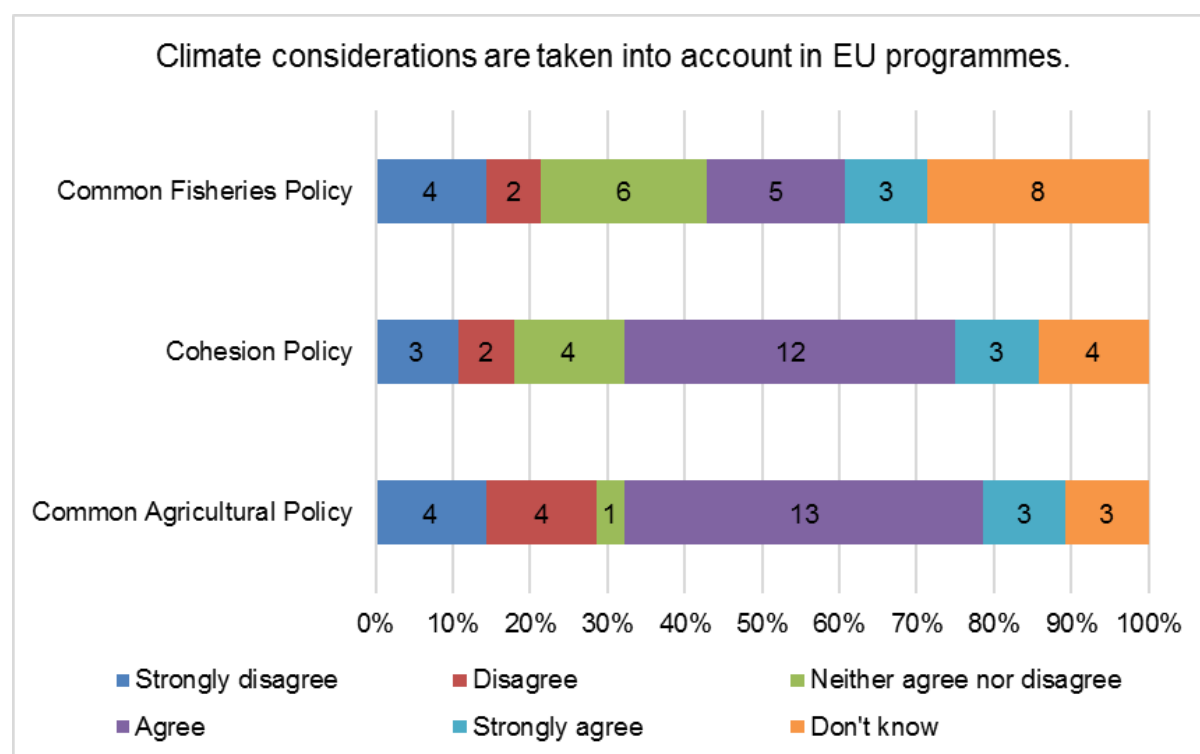
- OPINION Towards a new EU climate change adaptation strategy – taking an integrated approach. European Committee of the Regions, ENVE-VI/015

3.6 Responses to questions and statements – Action 6 – Facilitate the climate-proofing of the Common Agricultural Policy, the Cohesion Policy and the Common Fisheries Policy

3.6.1 Climate considerations are taken into account in EU programmes

28 respondents provided an answer in relation to this question. The results are presented below.

Figure 30 Responses to the statement “Climate considerations are taken into account in EU programmes”



There was a diverse mix of responses to this question, and variability across the three policy areas. In relation to cohesion policy and the common agricultural policies there was greater agreement or strong agreement that climate consideration had been taken into account than disagreement and strong disagreement. However, for the common fisheries policy the balance was more equal – although a larger number of don't know responses were provided for this policy.

When prompted for policies in other key vulnerable sectors the 11 responses below were given. Four respondents mentioned water related policies. Other policies mentioned, each by one respondent, were on energy infrastructure, Birds and Habitats Directive and the European Development Fund.

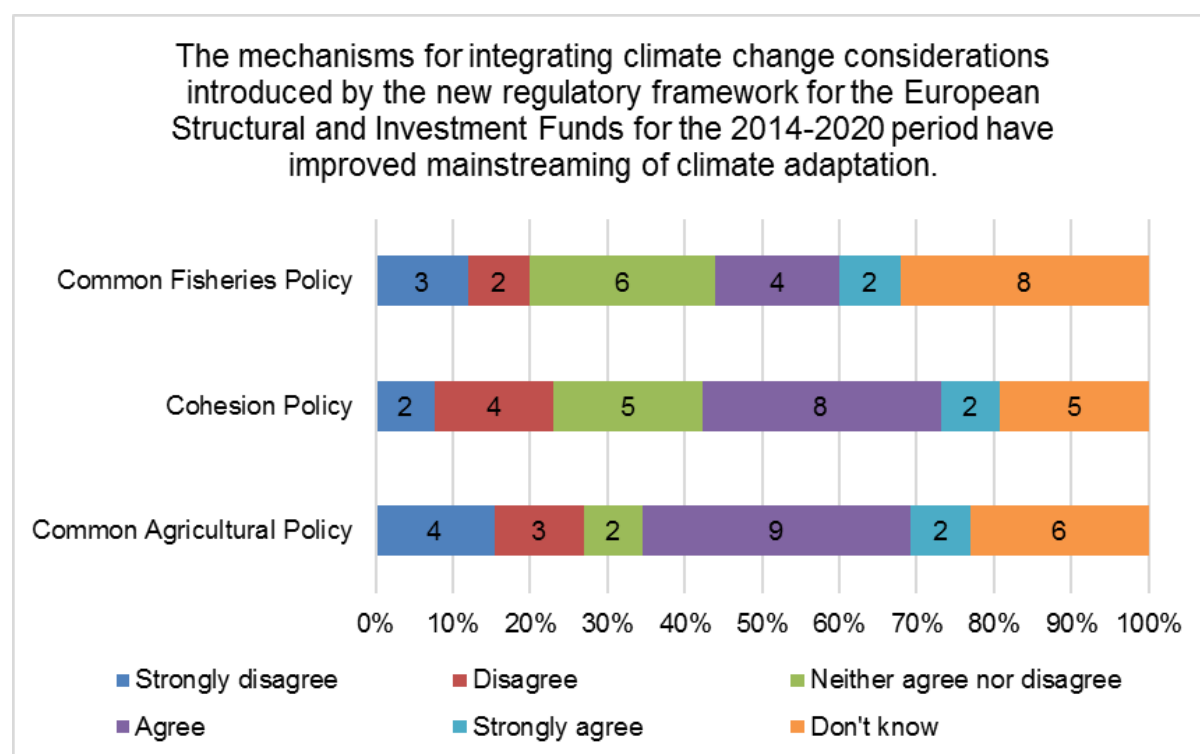
Organisation type	Country where based	Response
Water		
1 National Government body	Portugal	Water; EIA
1 National Government body	Hungary	Water Framework Directive, Floods Directive, Soil Framework Directive
1 National Government body	Croatia	Water management
4 EU institution or body	EU	Water policies

Organisation type	Country where based	Response
Energy		
9 NGO	Belgium	Energy infrastructure. It is in the EEAS's work
Birds and Habitats		
9 NGO	United Kingdom	Birds and Habitats Directives
European Development Fund		
9 NGO	Other	European Development Fund
Other		
1 National Government body	Slovenia	There is generally little to no attention paid to climate change impacts, also due to lack of knowledge
1 National Government body	Finland	The climate change mitigation has better integrated to the EU programmes than adaptation
10 Other	United Kingdom	Compared to previous financial periods.
2 Sub-national Government	Denmark	Still, mitigation measures remain clearer than adaptation measures.

3.6.2 The mechanisms for integrating climate change considerations introduced by the new regulatory framework for the European Structural and Investment Funds for the 2014-2020 period have improved mainstreaming of climate adaptation

25 - 26 respondents answered this question. The results are presented below.

Figure 31 Responses to the statement “The mechanisms for integrating climate change considerations introduced by the new regulatory framework for the European Structural and Investment Funds for the 2014-2020 period have improved mainstreaming of climate adaptation”



There was a diverse mix of responses to this question, and variability across the three policy areas. In relation to cohesion policy and the common agricultural policies there was greater agreement or strong agreement than disagreement/ strong disagreement that the new regulatory framework had improved mainstreaming of climate adaptation. However, for the common fisheries policy the balance was more equal – although a larger number of don't know responses were provided for this policy.

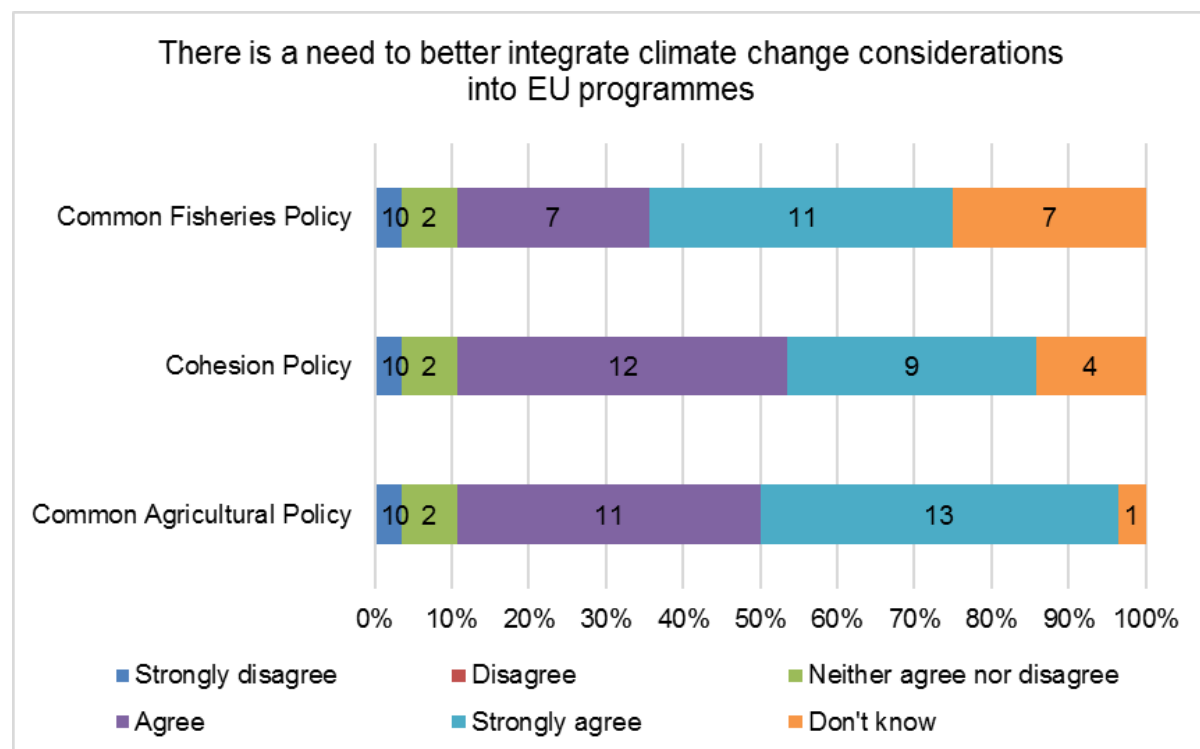
When prompted for policies in other key vulnerable sectors the two responses below were given

Organisation type	Country where based	Response
National Government body	Slovenia	Except for EAC, it's only 'greenwashing' or putting the label 'climate' on a regular activity
National Government body	Hungary	Water Framework Directive, Floods Directive, Soil Framework Directive

3.6.3 There is a need to better integrate climate change considerations into EU programmes

28 respondents answered this question. The results are provided below.

Figure 32 Responses to the statement “There is a need to better integrate climate change considerations into EU programmes”



In all cases the most prevalent responses were agreement and strong agreement that there is a need to better integrate climate change consideration into EU programmes. 24 of the 28 respondents agreed or strongly agreed in the case of the Common Agricultural Policy, 21 in the case of Cohesion Policy and 18 out of 28 for the Common Fisheries Policy. One respondent from a university strongly disagreed that there was a need in all cases (see discussion above).

An equally strong response was given for policies in other key vulnerable sectors, with 10 respondents suggesting the sectors below. A broad range of areas was suggested including water, energy, nature, research and innovation and the European Development Fund.

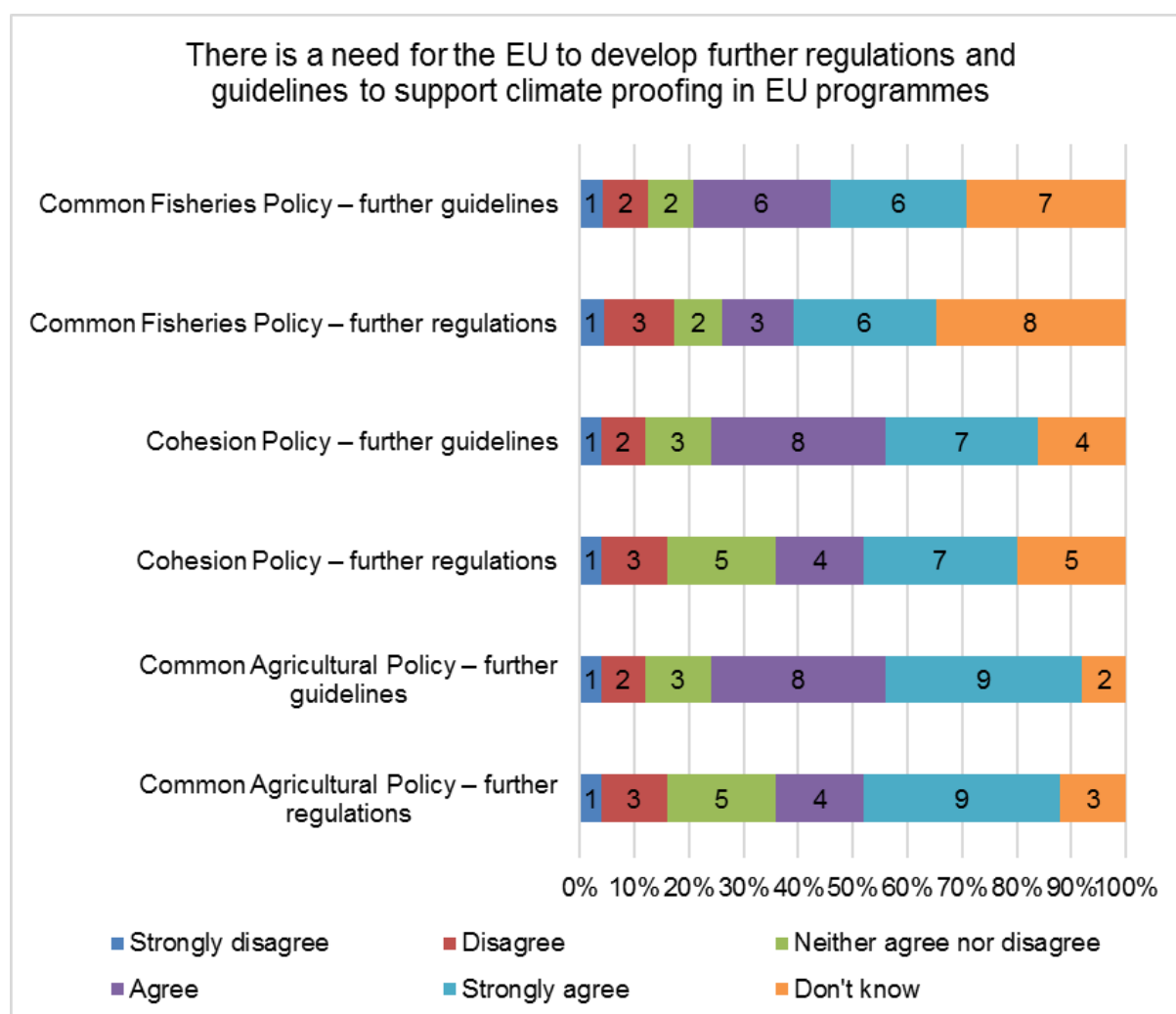
Organisation type	Country where based	Response
Water		
1 National Government body	Greece	e.g. water, coastal zone, spatial planning
1 National Government body	Hungary	Water Framework Directive, Floods Directive, Soil Framework Directive
Energy		
1 National Government body	Finland	Circular economy and bioeconomy, Energy and Transportation sectors
9 NGO	Belgium	EU budget as a whole, energy infrastructure, diplomacy
Nature		

Organisation type	Country where based	Response
4 EU institution or body	Denmark	Nature legislation
9 NGO	United Kingdom	Nature Directives, Water Framework Directive
Research and innovation		
9 NGO	Belgium	Research and Innovation, Education
European Development Fund		
9 NGO	Other	European Development Fund
Other		
1 National Government body	Portugal	Infrastructures investments: coastal protection, water supply, urban development, transports and communication; Forestry, namely forest fire prevention and combat; Green infrastructures and nature conservation
1 National Government body	Slovenia	Also in terms of budget allocation - following recommendation of the European Court of Auditors

3.6.4 There is a need for the EU to develop further regulations and guidelines to support climate proofing in EU programmes

Following on from the previous question on the need for the better integration of climate change into EU programmes, this question concerns the need for further regulation and guidelines to support the climate proofing. Responses to this question were received from 23 - 25 stakeholders. The results are presented below.

Figure 33 Responses to the statement “There is a need for the EU to develop further regulations and guidelines to support climate proofing in EU programmes”



Mixed responses were received for the different programmes, but in all cases there was a greater number of responses agreeing or strongly agreeing with the need for further guidelines and regulations than disagreeing or strongly disagreeing. There was also stronger agreement for further guidelines than for further regulations in all cases. One respondent from a university strongly disagreed that there was a need for further guidelines and regulations in all cases (see discussion above), and two further stakeholders (NGO, National Government) also disagreed with the need in all cases. Further explaining the response, the national government stakeholder stated that “Adaptation strategy should allow flexibility for MS how to adopt to the climate change”.

When prompted for examples of policies in other key vulnerable sectors where further regulations or guidelines are required, the responses below were provided. A broad range of key vulnerable sectors was mentioned.

Organisation type	Country where based	Response
Several sectors		
1 National Government body	Portugal	Infrastructures investments: coastal protection, water supply, urban development, transports and communication; Forestry, namely forest fire prevention and combat; Green infrastructures and nature conservation
1 National Government body	Slovenia	Across all sectors - also finance, insurance, tourism...esp. in environment, driven by the EU regulation - biodiversity, water, SEA/IEA...
9 NGO	Belgium	Energy and transport infrastructure (TEN-E, TEN-T), EU neighbourhood policy, finance (Capital markets Union), natural disaster insurance Solvency II
9 NGO	Belgium	Research and innovation, infrastructure, education,
Water		
1 National Government body	Hungary	Water Framework Directive, Floods Directive, Soil Framework Directive
1 National Government body	Netherlands	Cities and water management:
9 NGO	United Kingdom	Nature and Water Framework Directives
Other		
1 National Government body	Finland	The differences between member states should take into account and thus regulations should be carried out in national levels.
1 National Government body	Czech Republic	Adaptation strategy should allow flexibility for member states how to adopt to the climate change.

3.6.5 Please provide examples of specific areas where further regulations or guidelines are required?

11 respondents gave examples of specific areas where further regulations or guidelines are required, as below. Many areas were mentioned. One broad group included agriculture, water and nature. Three respondents included health in longer lists of areas. Single respondents mentioned construction, energy and the need for a methodology for measuring the extent of climate proofing.

Organisation type	Country where based	Response
Agriculture, water, nature		
1 National Government body	Hungary	Though, soil protection is crucial for sustainable development, EU-level legal coordination is not strong enough yet - it should be strengthened. Water and agricultural policies should be better harmonized and support the extension of agri-environmental land use all over Europe.
1 National Government body	Netherlands	Prevention of construction of houses and business in flood plains or flood prone areas, prevention of reduction, promoting the restauration of flood plains
9 NGO	Spain	Measures on Pillar 2 with proven and cost-effective impact on climate change adaptation, more control/reporting on this for MS and/or regions responsible for designing measures. Ensuring transfer of adaptation strategies and information through Farm Advisory Systems
9 NGO	United Kingdom	Species conservation
Includes health		
1 National Government body	Slovakia	Spatial planning, Health
1 National Government body	Belgium	Transport, energy, disaster risk reduction, SEA, environment & health
1 National Government body	Italy	Health, insurance, socio-economic sectors (e.g. tourism, infrastructures...), methods for climate scenarios definition at national level
Construction		
9 NGO	Czech Republic	Construction. Cities are the environment of today's people and the life in cities depends on nothing else then on the quality of construction. If buildings (and cities) are built greener, life in cities will be healthier, less costly, more productive and enjoyable.
Energy		
9 NGO	Belgium	Energy and transport infrastructure (TEN-E, TEN-T), finance (Capital markets Union), natural disaster insurance Solvency II
Methodology		
9 NGO	Belgium	Methodology in measuring the extent to which climate proofing, and specifically adaptation is truly integrated and supported in EU policies. What is counted at national and or EU level as climate adaptation may be flawed and therefore the

Organisation type	Country where based	Response
		<p>net results may have a limited benefit for long-term protection from climate impacts.</p> <p>Further guidelines on what 'climate proofing' means for each sector would be beneficial; it needs to be backed up with robust reporting and accounting of policies, measures and support.</p>
Other		
1 National Government body	Finland	In National levels

3.6.6 Please provide specific examples of other factors (these could be non-EU activities at international, national or local level, or external factors such as floods or droughts) that might have promoted adaptation in the following key vulnerable sectors?

15 respondents provided specific examples of other factors that might have promoted adaptation in the following key vulnerable sectors. Responses are listed below. Many of the responses relate to extreme weather events – and the floods and fires that may follow. These are shown in bold in the table below mentioned at least once for each sector apart from fisheries.

Organisation type	Country where based	Agriculture	Forestry	Energy	Transport	Construction	Fisheries	Other
1 National Government body	Austria	Extreme weather events	Extreme weather events , beetle calamities, storms	Revised EIA Directive	Revised EIA Directive	Extreme weather events		Flood Risk Directive; National Risk Assessments
1 National Government body	Portugal	Frequent droughts	Forest fires	Storms, flooding and droughts	Floods and storm surges	Floods and storm surges		Heat waves - health
1 National Government body	Slovenia	Extreme weather events, volatility of global prices	Pests and diseases, fires in the region	Financial	Not sure applies	Extreme weather events	Border disputes	Wars in the region, flow of migrants
1 National Government body	Hungary	Water retention, climate protection measures in CAP	Measures of CAP for agri-forestry, prevention of forest damages	Measures for reducing energy use in buildings	Encouraging the shift to lower emission transport modes	Measures to promote nearly zero-energy buildings	Integrated Maritime Policy	Floods Directive
1 National Government body	Finland	Nature based solutions against runoff waters, buffer zones, green and blue infrastructure	New methods for forestry to maintain moisture, soil structure and biodiversity	Small industrial plants for security of supply, variety of energy forms, so save energy	Good logistics, circular economy,	To use wood in infrastructure, blue and green infrastructure, areal planning	To control eutrophication of the sea and lakes by buffer zones and circular economy and nature based solutions	The awareness of consumers, better solutions, circular economy,

Organisation type	Country where based	Agriculture	Forestry	Energy	Transport	Construction	Fisheries	Other
1 National Government body	Netherlands	Drought		Regional electricity blackout, Extreme weather, Delta Programme focus on protecting key sectors from the impact of flooding	Intense rainfall, extreme weather event, Delta Programme	Intense rainfall, extreme weather event, Delta Programme		
1 National Government body	Belgium							Disaster risk reduction: Sendai framework
2 Sub-national Government	Denmark							It is not clear how to act or carry out adaptation in areas where directives collide (when an area is protected by both the WFD and the Floods Directive).
4 EU institution or body	EU	Increased weather variability			Sharing platforms	Normative exercises at national and EU level	Stock decrease	
6 University	Italy	Drought	Fire					
9 NGO	France	Heatwaves and floods						

Organisation type	Country where based	Agriculture	Forestry	Energy	Transport	Construction	Fisheries	Other
9 NGO	Belgium							The Paris Agreement on climate change which includes a global goal on adaptation
9 NGO	Czech Republic			Bio-solar roofs (combination of energy generation from photovoltaic panels and biodiversity/ water management on the part of green roof)		Incentives for green roofs and walls (Düsseldorf, Linz, München, ...)		
9 NGO	Italy				Sustainable mobility plans in cities (e.g. Milan)			
10 Other	United Kingdom		Bio-diversity loss.	Fuel poverty.	Air quality.			Coastal erosion.

3.6.7 Please provide specific examples of barriers to EU activities promoting adaptation in the following key vulnerable sectors?

14 respondents provided specific examples of barriers to EU activities promoting adaptation in several key vulnerable sectors. Responses are in the table below.

Some respondents identify overarching barriers that they consider apply to several sectors. These are shown in bold in the table below and include:

- Level and scale of information on climate impacts available; uncertainties of extreme events (frequency and magnitude) – energy, transport and construction sectors
- Need for climate proofing standards - energy, transport and construction sectors
- Attitude, lack of collaboration between different livelihoods – applied to all 6 sectors considered
- Insufficient EU initiatives to promote adaptation – energy and transport sectors
- Fund[ing] – applied to all six sectors considered
- No duties to consider climate risk (or very limited) - energy, transport and construction sectors

Organisation type	Country where based	Agriculture	Forestry	Energy	Transport	Construction	Fisheries	Other
1 National Government body	Austria			Level and scale of information on climate impacts available; uncertainties of extreme events (frequency and magnitude)	Level and scale of information on climate impacts available; uncertainties of extreme events (frequency and magnitude)	Level and scale of information on climate impacts available; uncertainties of extreme events (frequency and magnitude)		
1 National Government body	Portugal	CAP without real climate proofing	No EU policy and not enough funding specific	Need for climate proofing standards	Need for climate proofing standards	Need for climate proofing standards		
1 National Government body	Slovenia	Past support for non-climate proofed measures	Private ownership	Knowledge	Not sure adaptation adds much to this sector	Funding		

Organisation type	Country where based	Agriculture	Forestry	Energy	Transport	Construction	Fisheries	Other
1 National Government body	Hungary	Most of CAP subsidies still give incentives for intensive agricultural systems instead of land use change to sustainable farming.	Short term economic planning in forestry	The development of smart energy networks is lagging behind the speed of the spread of energy production with renewables. Energy use reduction gets not sufficient attention in relevant policies.	Emission reduction is in the focus of climate change measures in the transport sector, while weak attention is paid for reduction of transportation needs.	Lack of sufficient economic incentives for the energy-use reduction of homes.	Lack of economic incentives for natural water retention and enhancement of biodiversity of rivers and lakes	
1 National Government body	Finland	Attitude, lack of collaboration between different livelihoods	Attitude, lack of collaboration between different livelihoods	Attitude, lack of collaboration between different livelihoods	Attitude, lack of collaboration between different livelihoods	It is cheaper to build traditionally, lack of collaboration between different livelihoods	Lack of collaboration between different livelihoods	
1 National Government body	Netherlands	Encouragement of more drainage, reducing the storage potential of streams and soil with relation to droughts and flooding	Too much focus on production, more monocultures and/or non-indigenous species, more sensitive to climate change	Construction of dams for hydropower diminishes resilience of rivers and streams				
1 National Government body	Belgium			Insufficient EU initiatives to promote adaptation	Insufficient EU initiatives to promote adaptation			

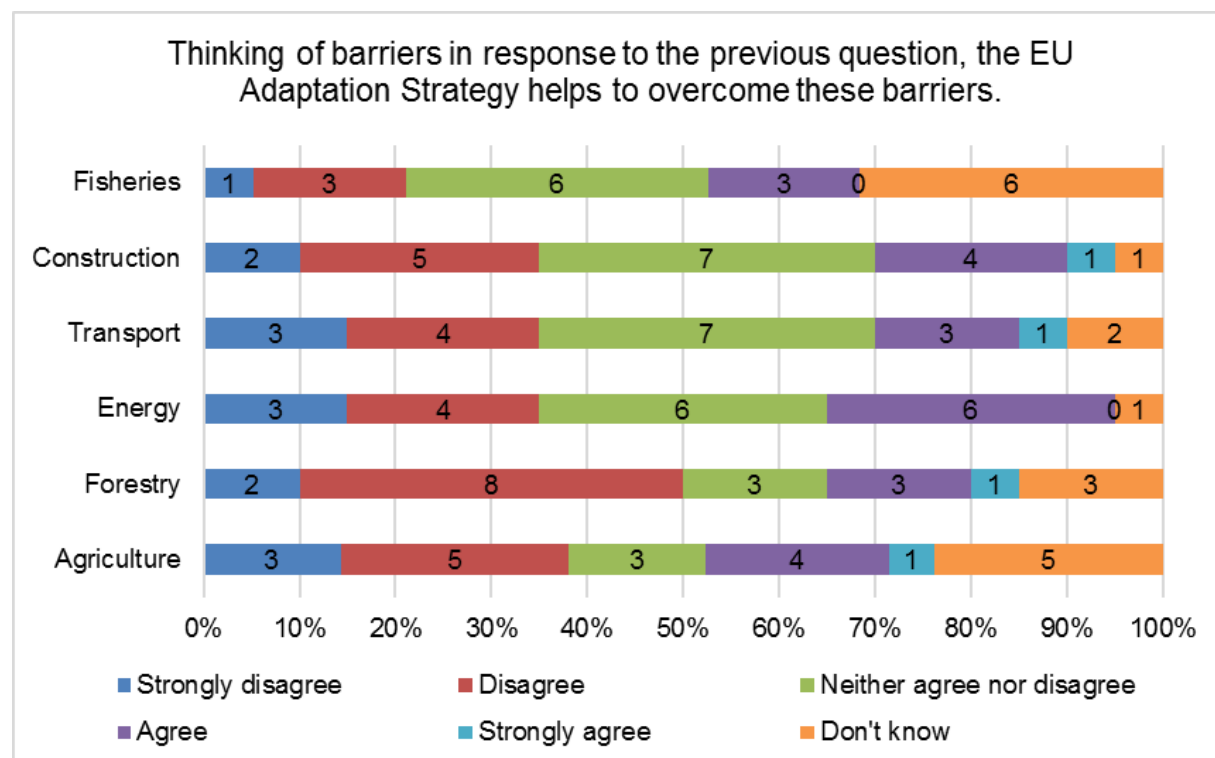
Organisation type	Country where based	Agriculture	Forestry	Energy	Transport	Construction	Fisheries	Other
2 Sub-national Government	Denmark							It is not clear how to act or carry out adaptation in areas where directives collide (when an area is protected by both the WFD and the Floods Directive).
4 EU institution or body	Denmark	Cross compliance not strong enough		Only mitigation seen as relevant	Only mitigation seen as relevant	Very diverse	What you cannot see, is unknown	
6 University	Italy	Fund	Fund	Fund	Fund	Fund	Fund	
9 NGO	Czech Republic			Lack of overlapping with other co-related areas		Focus on artificial materials (e.g. more EPS insulation) rather than natural (e.g. straw insulation)		
9 NGO	Belgium	EU CAP doesn't incentive adaptation		No duties to consider climate risk (or very limited)	No duties to consider climate risk (or very limited)	No duties to consider climate risk (or very limited)		Finance is key! on insurance and identifying investment needs for resilience to get the capital flowing
9 NGO	France	Facilitate the access to climate observations and						

Organisation type	Country where based	Agriculture	Forestry	Energy	Transport	Construction	Fisheries	Other
		projections data through a unique and free web platform.						
10 Other	United Kingdom							Lack of assessable funding. Lack of knowledge of EU activity. Lack of involvement of local government in national strategies.

3.6.8 Thinking of barriers in response to the previous question, the EU Adaptation Strategy helps to overcome these barriers

19 - 21 responses were provided by stakeholders to this question. The results are presented below.

Figure 34 Responses to the statement “Thinking of barriers in response to the previous question, the EU Adaptation Strategy helps to overcome these barriers”



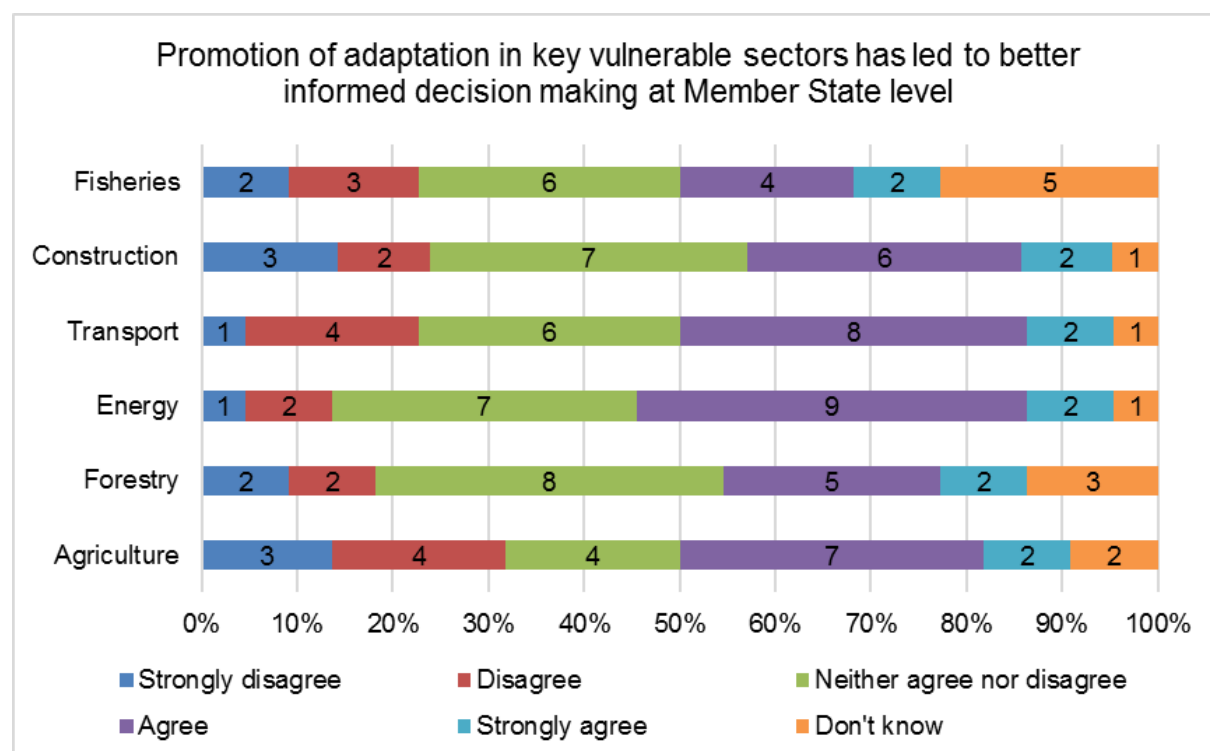
There were mixed responses received for all of the sectors. In general, the number of respondents agreeing or strongly agreeing that the EU Adaptation Strategy helps to overcome barriers in the sectors was similar to or less than the number of respondents disagreeing or strongly disagreeing. The level of disagreement was greatest in the forestry sector with 10 respondents disagreeing/ strongly disagreeing and 4 agreeing/strongly agreeing. In most of the sectors considered, 6 or 7 of the approximately 20 neither agreed nor disagreed. For the agriculture and forestry sectors, 3 of the approximately 20 respondents neither agreed nor disagreed.

Only one other sector is given – finance – from an NGO based in Belgium.

3.6.9 Promotion of adaptation in key vulnerable sectors has led to better informed decision making at Member State level

A total of 21 – 22 responses were received in relation to this question. The results are presented below.

Figure 35 Responses to the statement “Promotion of adaptation in key vulnerable sectors has led to better informed decision making at Member State level”



Across the different sectors, the level of agreement that the promotion of adaptation in key vulnerable sectors has led to better informed decision making at Member State level was generally greater than the level of disagreement, but not by much. The balance of agreement to disagreement was strongest for the energy sector (11 agree/ strongly agree vs. 3 disagree/ strongly disagree) and weakest in the fisheries sector (6 vs. 5). Overall, the responses were mixed and 4 - 8 respondents stated they neither agreed nor disagreed.

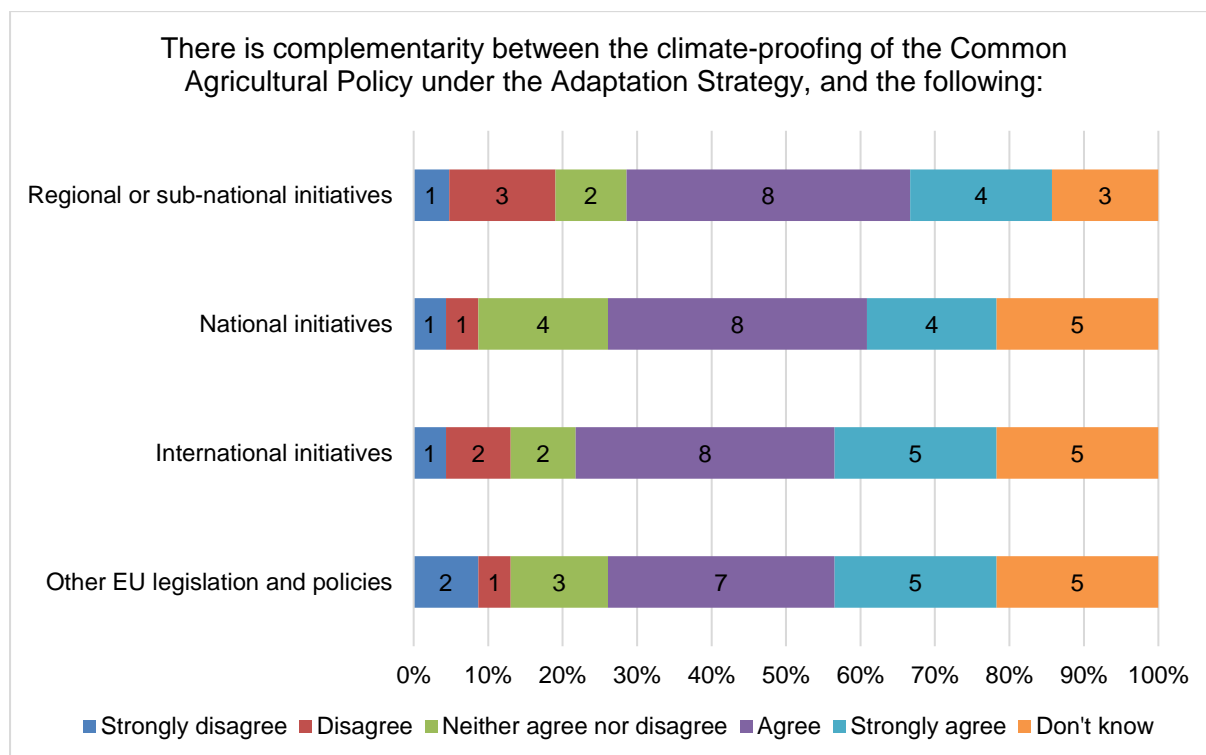
Two respondents identified another sector where promotion of adaptation has led to better informed decision making at Member State level. Both identified the water sector as in the table below.

Organisation type	Country where based	Response
National Government body	Austria	Water Management and Flood Risk Management
Research organisation	France	Water resources

3.6.10 There is complementarity between the climate-proofing of the Common Agricultural Policy under the Adaptation Strategy, and the following

21 - 23 respondents answered this question. The results are presented below.

Figure 36 Responses to the statement “There is complementarity between the climate-proofing of the Common Agricultural Policy under the Adaptation Strategy, and the following”

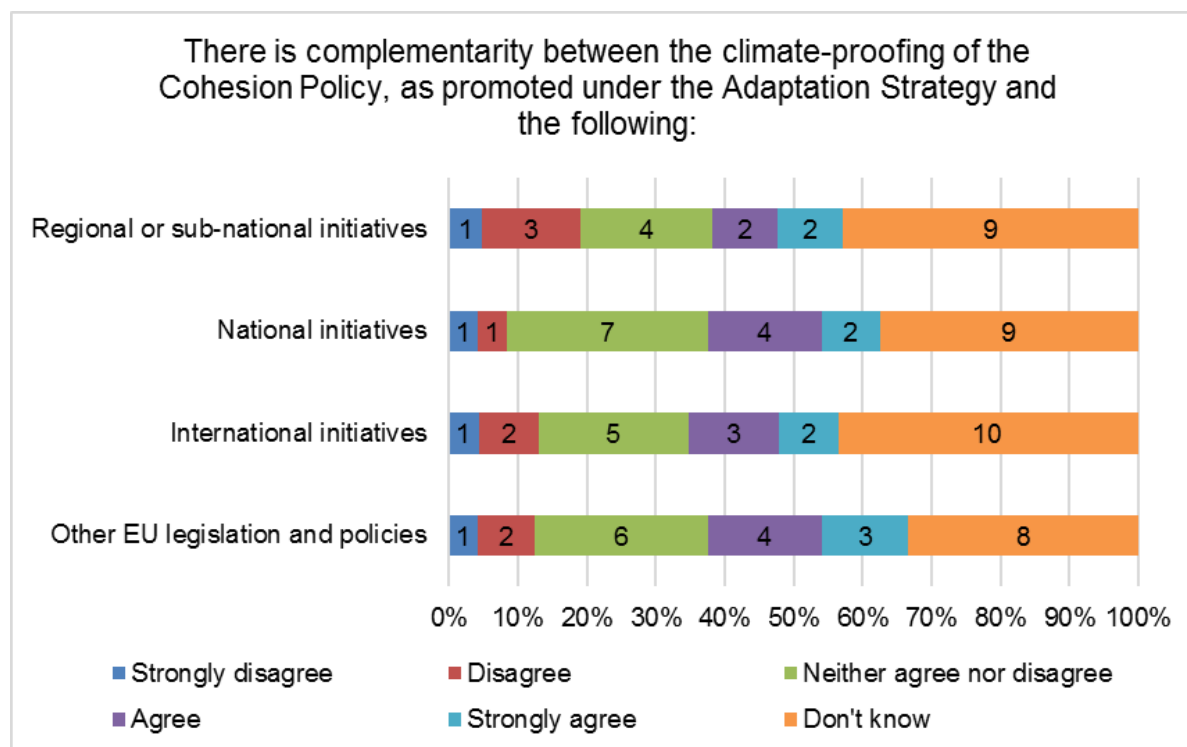


The most prevalent response was for agreement or strong agreement that the climate proofing of the Common Agricultural Policy under the EU Adaptation Strategy was complementary with the other policies and initiatives. However, in all cases there were instances of strong disagreement or disagreement. One respondent from a university strongly disagreed in all cases (see discussion above), and an NGO also disagreed/ strongly disagreed in all cases.

3.6.11 There is complementarity between the climate-proofing of the Cohesion Policy, as promoted under the Adaptation Strategy and the following:

21 - 24 respondents answered this question. The results are presented below.

Figure 37 Responses to the statement “There is complementarity between the climate-proofing of the Cohesion Policy, as promoted under the Adaptation Strategy, and the following”

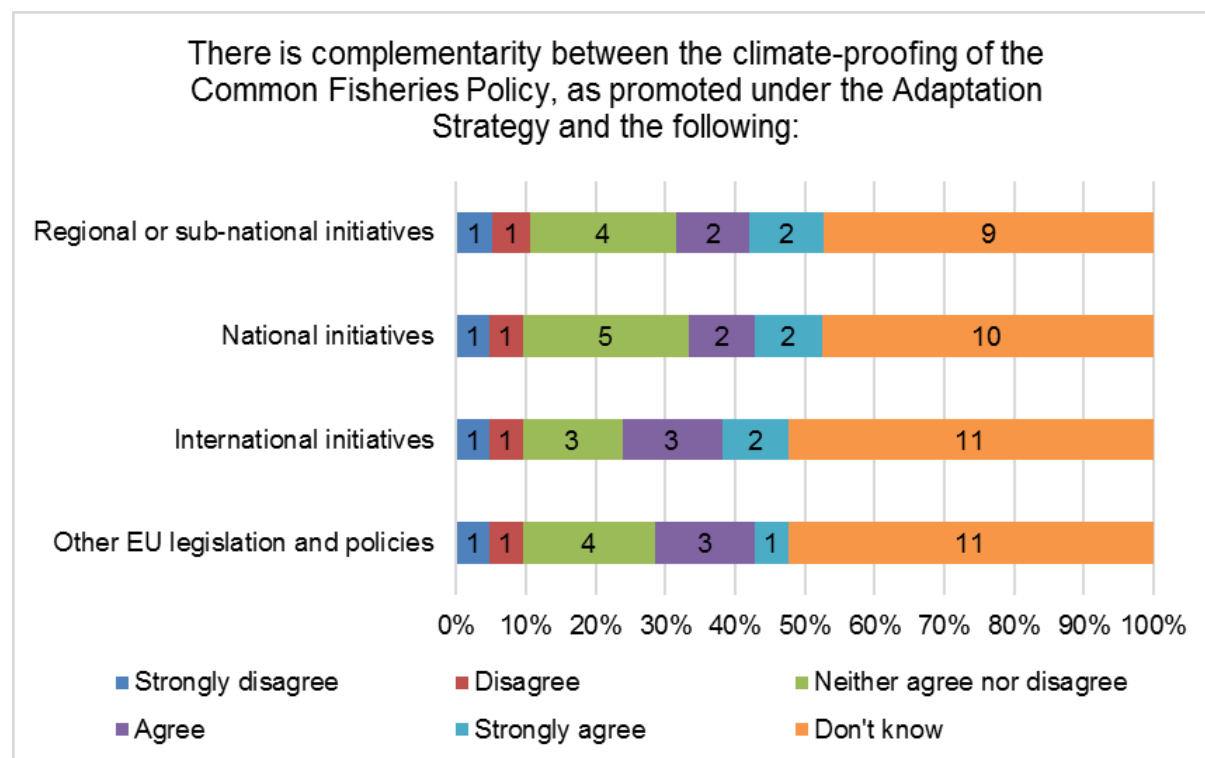


The most prevalent response was for don't know (8 – 10 respondents). There was generally stronger agreement or strong agreement that the climate proofing of the Cohesion Policy under the EU Adaptation Strategy was complementary with the other policies and initiatives, than disagreement or strong disagreement. This was not the case for regional or sub-national initiatives where the numbers agreeing/strongly agreeing were the same as those disagreeing/strongly disagreeing. In all cases there were instances of strong disagreement or disagreement. One respondent from a university strongly disagreed in all cases (see discussion above). One national government body also disagreed for all cases.

3.6.12 There is complementarity between the climate-proofing of the Common Fisheries Policy, as promoted under the Adaptation Strategy and the following:

19-21 respondents answered this question. The results are presented below.

Figure 38 Responses to the statement “There is complementarity between the climate-proofing of the Common Fisheries Policy, as promoted under the Adaptation Strategy, and the following”

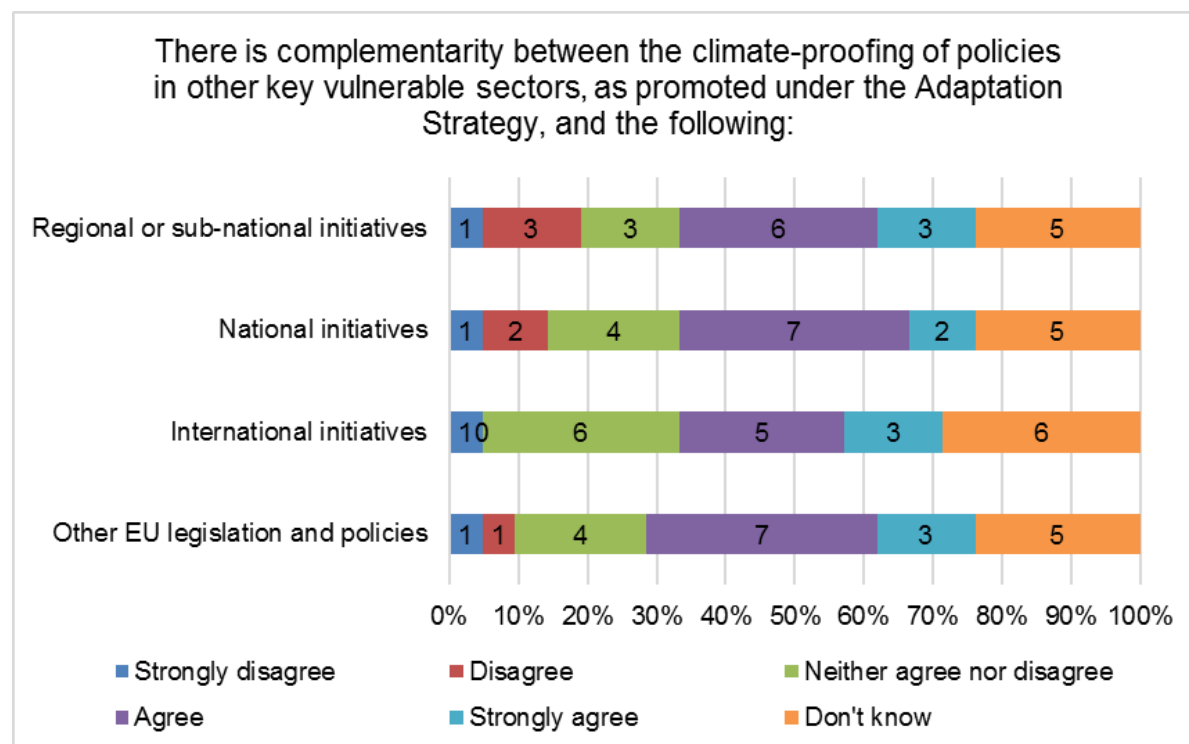


The most prevalent response was for don't know with about 50% of responses. Noting that there are small numbers of respondents giving a response other than don't know or neither agree nor disagree, there was generally more agreement or strong agreement that the climate proofing of the Common Fisheries Policy as promoted under the EU Adaptation Strategy was complementary with the other policies and initiatives, than disagreement or strong disagreement. However, in all cases there were instances of strong disagreement or disagreement. One respondent from a university strongly disagreed in all cases (see discussion above).

3.6.13 There is complementarity between the climate-proofing in other vulnerable sectors, as promoted under the Adaptation Strategy and the following:

21 respondents answered this question. The results are presented below.

Figure 39 Responses to the statement “There is complementarity between the climate-proofing in other vulnerable sectors, as promoted under the Adaptation Strategy, and the following”



There was generally stronger agreement or strong agreement (8 – 10 respondents) that the climate proofing of other key vulnerable sectors as promoted under the EU Adaptation Strategy was complementary with the other policies and initiatives, than disagreement or strong disagreement (1-4 respondents). However, in all cases there were instances of strong disagreement or disagreement. The strong disagreed was from a respondent from a university (see discussion above).

One respondent from a national Government body in Hungary considered that there was also complementarity between the climate-proofing in other vulnerable sectors under the Adaptation Strategy and flood protection.

3.6.14 Please can you provide specific good and bad examples of complementarity between climate-proofing of these policies, as promoted under the Adaptation Strategy, and other relevant policies and initiatives

Five respondents provided examples as below.

Common Agricultural Policy

Organisation type	Country where based	Common Agricultural Policy - Good examples	Common Agricultural Policy - Bad examples
1 National Government body	Portugal		Climate proofing in CAP is almost non-existent - all actions under Agri-environmental umbrella are marked as adaptation which is absurd. Direct payments have no climate proofing
1 National Government body	Hungary	Climate adaptation measures are available among Hungarian CAP measures in the Rural Development Programme	National agricultural policy still strives to channel CAP resources for intensive farming, pays not enough attention for the extension of agri-environmental systems, or the possibilities of greening.
1 National Government body	Netherlands	Measures to prevent negative impact of natural disasters	
4 EU institution or body	EU		WFD adaptation measures not eligible for funding under Pillar II
9 NGO	Belgium		The EU budget provides a great deal of support to the CAP; yet agriculture continues to be a large contributor to the EU's overall greenhouse gas emissions. Much of the funding going to the CAP is not sufficiently used to integrate mitigation and adaptation measures. In 2016, a European Court of Auditors report found that agriculture was falling short of adequately climate-proofing its activities in line with EU climate objectives.

Cohesion Policy

Organisation type	Country where based	Cohesion Policy - Good examples	Cohesion Policy - Bad examples
1 National Government body	Portugal	EIA for relevant projects that are funded by Cohesion policy	Climate proofing should be generalised for projects funded above certain limits
1 National Government body	Hungary	Measures for the use of renewables are available in Cohesion Policies.	Private homes do not get subsidies for energy use reduction.
9 NGO	Belgium		Although the Cohesion Policy funds (Cohesion Fund, European

Organisation type	Country where based	Cohesion Policy - Good examples	Cohesion Policy - Bad examples
			Regional Development Fund and European Social Fund) are contributing to advancing the 'shift towards a low-carbon economy', these EU funds are serving multiple and partially contradictory objectives; for example through supporting gas pipelines, "clean" coal and emissions intensive transport infrastructure. At the same time, EU funds' potential to accelerate the clean energy transformation remains largely untapped. Member States plan to spend on average a mere 7% of all their EU 2014-2020 Cohesion Policy funding on energy efficiency, renewables, electricity distribution, storage and smart grids. The EU Cohesion Policy funding in the transport sector is heavily biased towards high-carbon transport infrastructure: twice as much is planned to be invested into road infrastructure than in low-emission mobility solutions

Common Fisheries Policy

Organisation type	Country where based	Common Fisheries Policy - Good examples	Common Fisheries Policy - Bad examples
1 National Government body	Hungary	The Common Fisheries Policy may decrease overfishing	The subsidy system still contains incentives to develop fleets and over fish other waters outside Europe.
4 EU institution or body	EU		Overruling of scientific evidence on CC impact on stocks

Policies in other key vulnerable sectors

Organisation type	Country where based	Policies in other key vulnerable sectors - good examples	Policies in other key vulnerable sectors - bad examples
1 National Government body	Hungary	A national flood risk map was elaborated	Flood risk protection still focuses draining waters as quick as possible, instead of retention and controlled use.

3.6.15 Following the examples that you have provided in response to the previous question, what, if anything do you consider is missing from the Strategy to promote complementarity between climate proofing of the following policies and other relevant policies and initiatives

Six respondents provided examples as below.

Common Agricultural Policy

Organisation type	Country where based	Response
1 National Government body	Portugal	Need to ensure real climate proofing and relevant support for integrate adaptation at all levels of CAP
1 National Government body	Slovenia	Real climate proofing, not just labelling
1 National Government body	Hungary	More incentives should be given for land use change to sustainable farming, soil protection.
1 National Government body	Netherlands	Minimizing impact of agriculture on flooding and droughts
9 NGO	Italy	The problem lies in the CAP which is not adaptive at all
9 NGO	Belgium	More robust methodology and mechanisms to monitor the extent to which the CAP and its funding is meeting climate action objectives; this includes separating mitigation and adaptation where possible to better assess if the agriculture sector is doing enough in each of these areas of climate action

Cohesion Policy

Organisation type	Country where based	Response
1 National Government body	Portugal	Support to projects above certain limit should be conditioned to climate proofing
1 National Government body	Slovenia	Real climate proofing, not just labelling
1 National Government body	Hungary	The complex renovation of homes should be better subsidized.
1 National Government body	Netherlands	Minimizing negative impact of infrastructural projects on rivers, streams and coastal areas, by prohibiting reduction of storage capacity of flood plains and/or no new risks of casualties and damage in case of flooding. No new dams for hydro power if this leads to less resilience.

Common Fisheries Policy

Organisation type	Country where based	Response
1 National Government body	Slovenia	Real climate proofing, not just labelling
1 National Government body	Hungary	Measures against overfishing should be strengthened, more attention should be paid for the effects of the Policy on waters outside Europe.

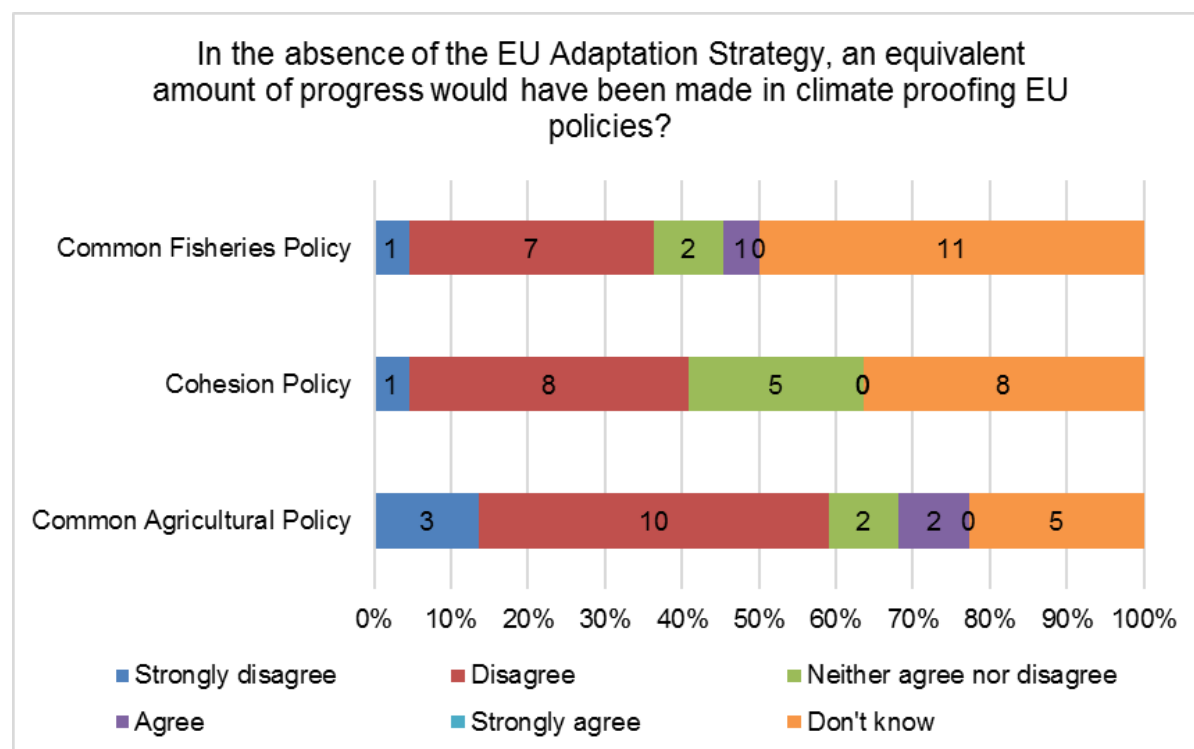
Policies in other key vulnerable sectors

Organisation type	Country where based	Response
1 National Government body	Slovenia	Real climate proofing, not just labelling
1 National Government body	Hungary	Flood risk protection should focus on controlled retention and use of floods to provide the possibility to balance between flood and drought.

3.6.16 In the absence of the EU Adaptation Strategy, an equivalent amount of progress would have been made in climate proofing EU policies?

This question explored what might have happened in the absence of the EU Adaptation Strategy. 22 responses were received in relation to this question. The results are presented below.

Figure 40 Responses to the statement “In the absence of the EU Adaptation Strategy, an equivalent amount of progress would have been made in climate proofing EU policies?”



Excluding don't know responses, the most prevalent response was disagreement or strong disagreement that an equivalent amount of progress would have been made in climate proofing EU policies in the absence of the EU adaptation strategy. This was the case for all three policies. However, in the case of the common fisheries policy and the common agriculture policy 1 or 2 respondents stated agreement.

No response is given suggesting other vulnerable sectors¹².

¹² There is one response which is “maybe more if that wouldn't be an easy way out”. This does not seem to fit the current context

3.6.17 Please identify specific examples of what the European Union, through development and implementation of the adaptation strategy to promote climate proofing of key policies, did well or less well:

Six respondents provided examples as below.

Common Agricultural Policy

Organisation type	Country where based	Common Agricultural Policy - Well	Common Agricultural Policy - Less well
1 National Government body	Slovenia		Support for actions which are not climate proofed, e.g. irrigation
1 National Government body	Hungary	Measures were included in the CAP for climate adaptation	Incentives for intensive farming are far stronger than for sustainable farming.
9 NGO	Italy		Almost no influence on CAP

Cohesion Policy

Organisation type	Country where based	Cohesion Policy - Well	Cohesion Policy - Less well
1 National Government body	Slovenia		Support for measures which have no consideration of climate change impacts even in such sectors as flood defence, capacity /education, energy,...
1 National Government body	Hungary	The compulsory minimal share of financial resources in the subsidy systems to promote climate change mitigation and adaptation actions did have a positive effect in restructuring the sectoral policies.	Incentives for the use of fossil and nuclear energy are far stronger than those for sustainable energy production and use.
1 National Government body	Greece	At least 20% of the cohesion policy budget to be used on climate change-related action (including adaptation)	

Common Fisheries Policy

Organisation type	Country where based	Common Fisheries Policy - Well	Common Fisheries Policy - Less well
1 National Government body	Slovenia		No real adaptation actions, too little emphasis on environment protection /biodiversity measures in general
1 National Government body	Hungary	Measures did have a (small) positive effect on the biodiversity of marine ecosystems.	The external effects of the policy were not paid enough attention.

Organisation type	Country where based	Common Fisheries Policy - Well	Common Fisheries Policy - Less well
9 NGO	Italy		Very little influence of the strategy on this policy

Policies in other key vulnerable sectors

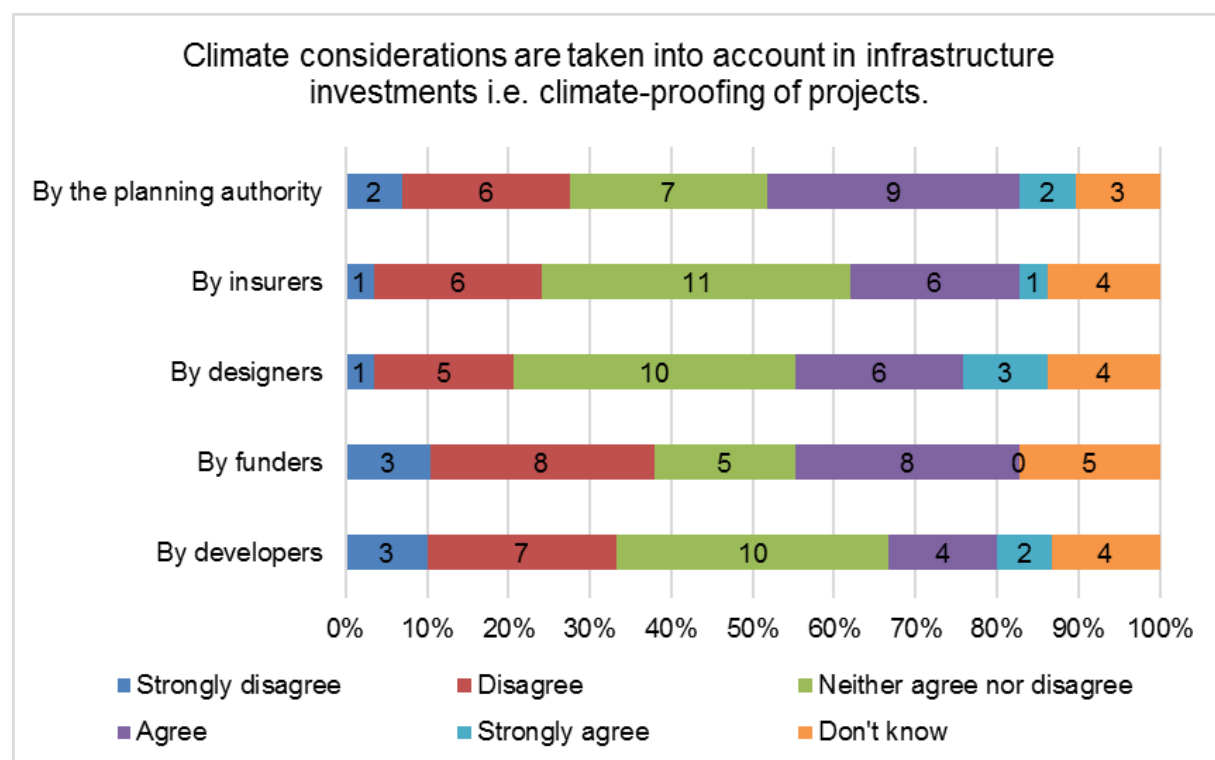
Organisation type	Country where based	Policies in other key vulnerable sectors - Well	Policies in other key vulnerable sectors - Less well
1 National Government body	Slovenia		Which policies? only know for SEA/IEA
1 National Government body	Hungary	The Water Framework Directive helped to elaborate roadmaps for enhancing water protection.	Enforcement of water protection measures is still weak.
1 National Government body	Belgium	Mainstreaming in Environmental impact Assessment	
10 Other	United Kingdom		Integration with adaptation and mitigation. Supporting adaptation activity through the Covenant of Mayors.

3.7 Responses to questions and statements – Action 7 – Ensure more resilient infrastructure

3.7.1 Climate considerations are taken into account in infrastructure investments i.e. climate-proofing of projects

29 – 30 responses were received in relation to this question. The results are presented below.

Figure 41 Responses to the statement “Climate considerations are taken into account in infrastructure investments i.e. climate-proofing of projects”



The responses to this question were mixed. The number of respondents stating agreement or strong agreement that climate consideration are taken into account in infrastructure investments was generally similar to the proportion stating disagreement or strong disagreement. The level of agreement was slightly higher than disagreement for planning authorities and designers, whilst the level of disagreement was slightly higher for funders and developers.

Seven respondents noted others that are taking climate consideration into account in infrastructure investments, with levels of agreement stated in some cases. Most of the responses are commentary. Two detailed comments note the complexity of the requirement and the lack of relevant data and clear/consistent frameworks in some cases.

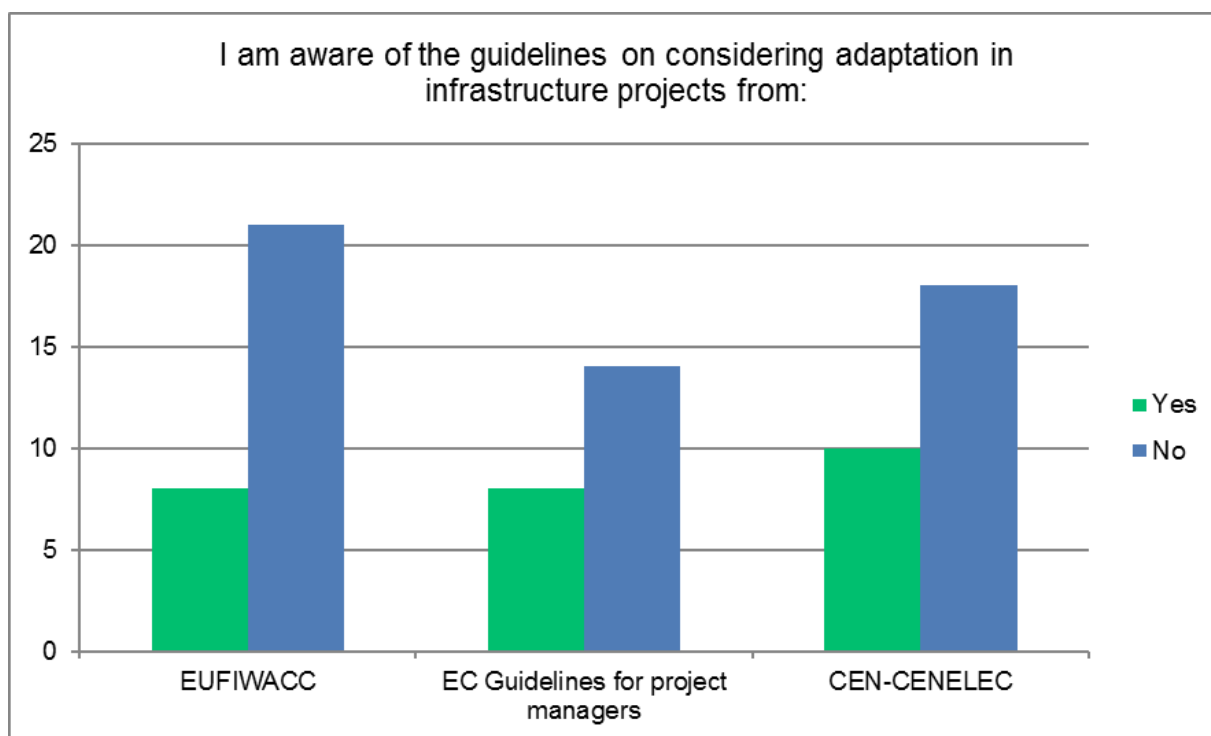
Organisation type	Country where based	Response (Level of agreement)
Taken into account by		
4 EU institution or body	EU	Owners (Neither agree nor disagree)
6 University	Finland	Citizens (Disagree)
Commentary		

Organisation type	Country where based	Response (Level of agreement)
1 National Government body	Austria	Fewer initiatives as concerns climate change per se, more considerations in terms of natural hazard management (Strongly agree)
2 Sub-national Government	Spain	During the period 2010-2016, due to the economic crisis, there has not been public investment on infrastructure (Don't know)
5 Private sector	Other	Neither national nor local decision makers have loss data they can use in lesson learned. And often other drivers than CC are stronger in local politics. Also without knowledge of loss data and cost, the decision makers do not make cost/benefit analyses which can give them a better picture of the cost-benefit of CC adaptation. (Null response)
8 Other international organisation	Other	This is a complex issue, requiring updating of building codes and their enforcement. Also, this needs to be combined with risk assessment which is updated regularly and consideration for re-zoning. We have to address existing risks and the new risk linked to existing (and new infrastructure). This is a critical topic which would require a multi-stakeholder approach, government at different levels plays different roles, other sectors such as design/construction/investors/insurers follow building on strong and clear national to local frameworks, which are currently inconsistent and/or lacking in many countries. (Null response)
10 Other	United Kingdom	On an increasing basis. (Null response)

3.7.2 Awareness and use of guidelines

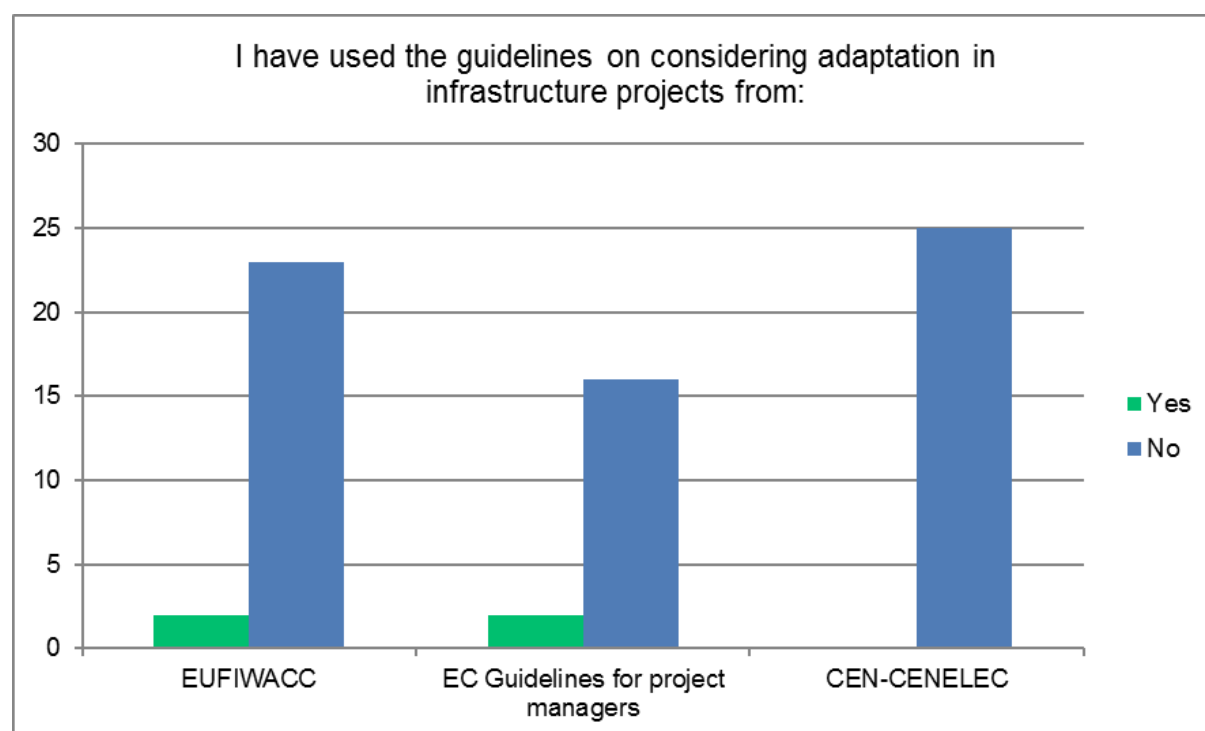
Respondents were asked about their awareness of specific guidelines considering adaptation in infrastructure projects. 21 - 29 responses were received. The results are below.

Figure 42 Responses to the statement “I am aware of the guidelines on considering adaptation in infrastructure projects from:”



Respondents were then asked about their use of the guidelines. A total of 18 - 25 responses were received. The results are below. It is striking that the majority of respondents have not used the guidelines. However, this might reflect the roles of the survey respondents.

Figure 43 Responses to the statement “I have used the guidelines on considering adaptation in infrastructure projects from:”



Respondents were then asked to provide specific examples of where they used the guidelines. Responses were received from five respondents as below. One of the respondents notes that they are not aware that the guidelines have been used in some specific cases. One notes use in design of projects. Other uses are in projects appraisal/ advice/ guidance.

EUFIWACC Guidelines

Organisation type	Country where based	Response
4 EU institution or body	EU	As a reference on Corridor projects appraisal and in training
6 University	Finland	I've closely followed adaptation activities in 3 European cities, I'm not aware that they would have used the guidelines.
9 Other international organisation	United Kingdom	Designing climate resilient infrastructure investments

CEN-CENELEC

Organisation type	Country where based	Response
6 University	Finland	I've closely followed adaptation activities in 3 European cities, I'm not aware that they would have used the guidelines.

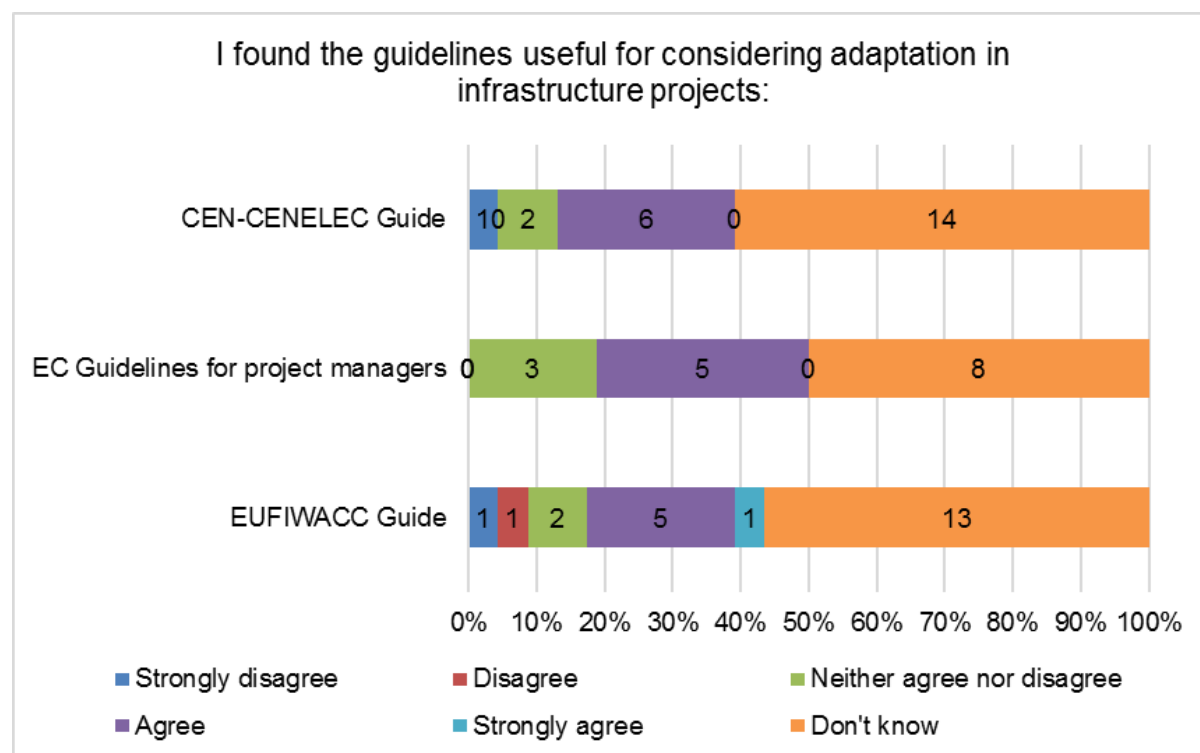
EC Guidelines for project managers

Organisation type	Country where based	Response
1 National Government body	Slovenia	Providing advice on guidelines to developers of projects
1 National Government body	Belgium	Used in development of guidance for integrating climate in SEA and EIE (on sea)
4 EU institution or body	Belgium	As a reference on Corridor projects appraisal and in training

3.7.3 I found the guidelines useful for considering adaptation in infrastructure projects:

Respondents were then asked how useful they found the guidelines for considering adaptation in infrastructure projects. The results (16 - 23 responses) are below.

Figure 44 Responses to the statement “I found the guidelines useful for considering adaptation in infrastructure projects:”



Despite only a small number of respondents having experience in the use of the guidelines, 16 - 23 respondents expressed a view on their usefulness, of which 8 – 14 responded that they don't know. Of the responses that expressed agreement or disagreement, there were more responses agreeing (5 - 6) than disagreeing (0 – 2).

3.7.4 Please provide specific examples of areas that are currently missing from the strategy for ensuring more resilient infrastructure?

Respondents were then asked to provide specific examples of areas that are currently missing from the strategy for ensuring more resilient infrastructure. Examples from 12 respondents are listed below. Two comments are over-arching. Other comments relate to: risks; level of detail in the current approach – i.e. requests for additional detail; and availability of relevant data.

Organisation type	Country where based	Response
Over-arching		
4 EU institution or body	EU	Holistic image
10 Other	United Kingdom	More coherence with Sendai Framework for Disaster Risk Reduction.
Risks		
8 Other international organisation	Other	Two elements: dealing with existing risks, preventing future risks and their inter-connectivity with mitigation planning (greening and resilience of critical infrastructure have to go hand-in-hand)
9 NGO	Belgium	Duties to analyse and disclose risk, especially to investors
Level of detail		
1 National Government body	Austria	concrete case studies where climate knowledge is applied (currently legislation and standards are sometimes an impediment for the uptake of information about the future) - especially in countries/regions where climate trends are highly uncertain
1 National Government body	Hungary	Differentiation of public and private sectors because of great differences in many aspects. Specific recommendation for different infrastructure (buildings, transport, energy).
1 National Government body	Netherlands	EUFIWACC guide: too generic
5 Private sector	Other	water and sewage roads flood prone areas
8 Other international organisation	United Kingdom	Recognised industry standards for climate resilience (sector-specific) Metrics for measuring climate resilience improvements and outcomes
Data		
1 National Government body	Slovenia	list of available climate data and climate service providers - who to contact in which case, check list
2 Sub-national Government	Spain	One of the issues that should have to be into account will be the updating of period return for

Organisation type	Country where based	Response
8 Other international organisation	United Kingdom	<p>dredging works on bridges or viaducts according the climate change projections</p> <p>Developers, etc. are more concerned by climate data than climate change information per se. A lack of centralised, authoritative and easy to use source of information for this is probably the reason.</p>

3.7.5 Please provide specific examples of barriers to assessing climate impacts as part of infrastructure projects and programmes?

Respondents were then asked to provide specific examples of barriers to assessing climate impacts as part of infrastructure projects and programmes. Examples were provided by 11 or 12 respondents for each of: energy projects; transport projects and building/ construction projects and are listed below. Sm respondents gave the same or similar responses for all three types of project. For completeness, the responses for each project type are listed separately below. Responses fall within a number of areas to do with: procedures, lack of awareness, behavioural aspects, standards/ guidelines, data and the degree of uncertainty in impacts.

Energy projects

Organisation type	Country where based	Response
Procedural		
1 National Government body	Netherlands	Strict tender procedures, where adaptation is no selection criterium
9 NGO	Belgium	Legal requirements to do it
Lack of awareness		
1 National Government body	Slovakia	Lack of interest, awareness, willingness and knowledge
1 National Government body	Belgium	Lack of awareness (and binding requirements), security levels considered as sufficient (independent of climate change), no impact and vulnerability assessment of network, not taken into account in SEA
Behavioural		
4 EU institution or body	EU	Changing behaviour difficult to incorporate, many other driving forces
8 Other international organisation	United Kingdom	Lack of a standardised approach for risk assessment in a changing climate (e.g. return period for extreme events), standard way of assessing energy potential in future climate
Standards/ guidelines		
8 Other international organisation	United Kingdom	Clear guidelines and standards for key sectors
Data		
1 National Government body	Slovenia	Data
1 National Government body	Hungary	Data availability, lack of best practices
10 Other	United Kingdom	Knowledge, data, expertise around risk assessments.
Degree of uncertainty		
2 Sub-national Government	Spain	Regional/Local impacts projections will have to be less uncertain in the short-medium term and the private sector have to take into account the impacts

Other		
8 Other international organisation	Other	The main problem is that we are dealing with all these as projects and not considering the systems (for all industries)

Transport projects

Organisation type	Country where based	Response
Procedural		
1 National Government body	Netherlands	Strict tender procedures, where adaptation is no selection criterium
9 NGO	Belgium	Legal requirements to do it
Lack of awareness		
1 National Government body	Slovakia	Lack of interest, awareness, willingness and knowledge
1 National Government body	Belgium	Lack of awareness (and binding requirements), security levels considered as sufficient (independent of climate change), no impact and vulnerability assessment of network, not taken into account in SEA
Behavioural		
10 Other	United Kingdom	Needs to be underpinned by collaborative approach.
4 EU institution or body	EU	Relationship with Water bodies management and know-how of impact of extreme heat
Standards/ guidelines		
5 Private sector	Other	Lack of systematizing and use of loss data
8 Other international organisation	United Kingdom	Lack of a standardised approach for risk assessment in a changing climate (e.g. return period for extreme events)
8 Other international organisation	United Kingdom	Clear guidelines and standards for key sectors
Data		
1 National Government body	Hungary	Data availability, lack of best practices
Degree of uncertainty		
2 Sub-national Government	Spain	Regional/Local impacts projections will have to be less uncertain in the short-medium term and the private sector have to take into account the impacts
Other		
1 National Government body	Slovenia	Not sure it applies

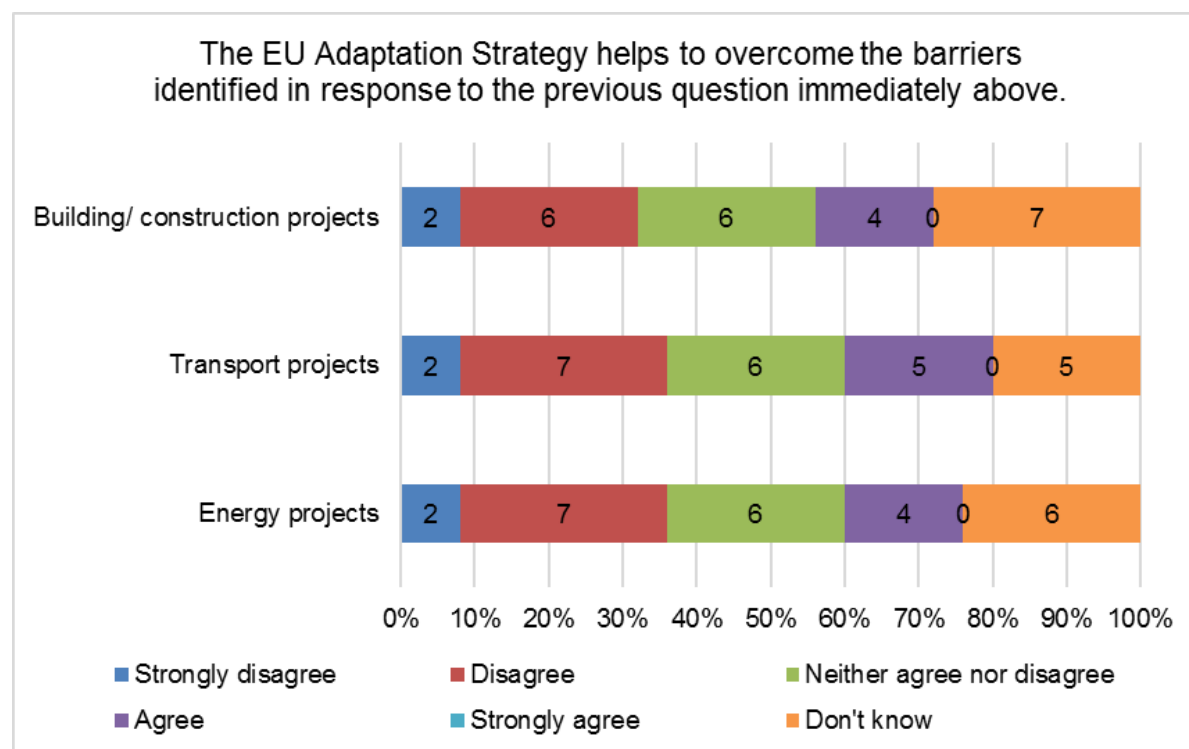
Building/ construction projects

Organisation type	Country where based	Response
Procedural		
1 National Government body	Netherlands	Strict tender procedures, where adaptation is no selection criterium. In addition, as long as there is not a shared responsibility with adaptation measures to future CC impacts, there will be handing over responsibility/accountability from developer -> funder -> designer -> constructor -> owner/user -> insurance company (in case of large impacts also local, regional or national government).
9 NGO	Belgium	Legal requirements to do it
Lack of awareness		
1 National Government body	Slovakia	Lack of interest, awareness, willingness and knowledge
10 Other	United Kingdom	Low awareness of adaptation, compared to mitigation.
Standards/ guidelines		
5 Private sector	Other	Lack of systematizing and use of loss data
8 Other international organisation	United Kingdom	Lack of a standardised approach for risk assessment in a changing climate (e.g. return period for extreme events)
8 Other international organisation	United Kingdom	Clear guidelines and standards for key sectors, plus the need to overcome the fact that designers & developed are not responsible for the assets in the LT
Data		
1 National Government body	Slovenia	Knowledge, data, finances
1 National Government body	Hungary	Data availability
Degree of uncertainty		
2 Sub-national Government	Spain	Regional/Local impacts projections will have to be less uncertain in the short-medium term and the private sector have to take into account the impacts
Other		
4 EU institution or body	EU	Lifetime of projects

3.7.6 The EU Adaptation Strategy helps to overcome the barriers identified in response to the previous question immediately above

This question concerns the extent to which the EU Adaption Strategy helps to overcome the barriers. 25 responses were received to this question. The results are below.

Figure 45 Responses to the statement “The EU Adaptation Strategy helps to overcome the barriers identified in response to the previous question immediately above”

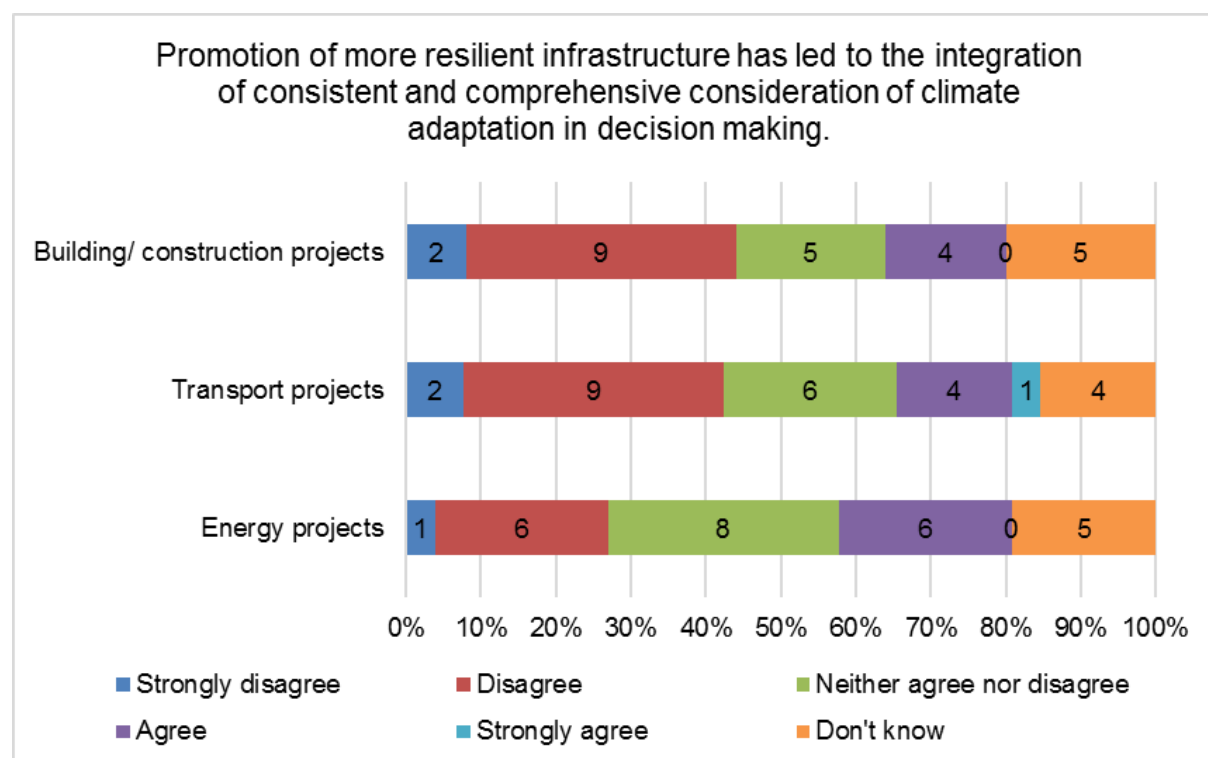


There were mixed responses to this question. Excluding responses of don't know, the most prevalent response was either disagreement that EU Adaption Strategy helps to overcome the barriers, or neither agree nor disagree. The response was similar for projects in each sector. One university and on national government body strongly disagreed for all sectors. No respondents strongly agreed with the statements.

3.7.7 Promotion of more resilient infrastructure has led to the integration of consistent and comprehensive consideration of climate adaptation in decision making

This question concerns the extent to which the EU Adaption Strategy has led to the integration of consistent and comprehensive consideration of climate adaptation in decision making. 25 - 26 responses were received to this question. The results are below.

Figure 46 Responses to the statement “Promotion of more resilient infrastructure has led to the integration of consistent and comprehensive consideration of climate adaptation in decision making”

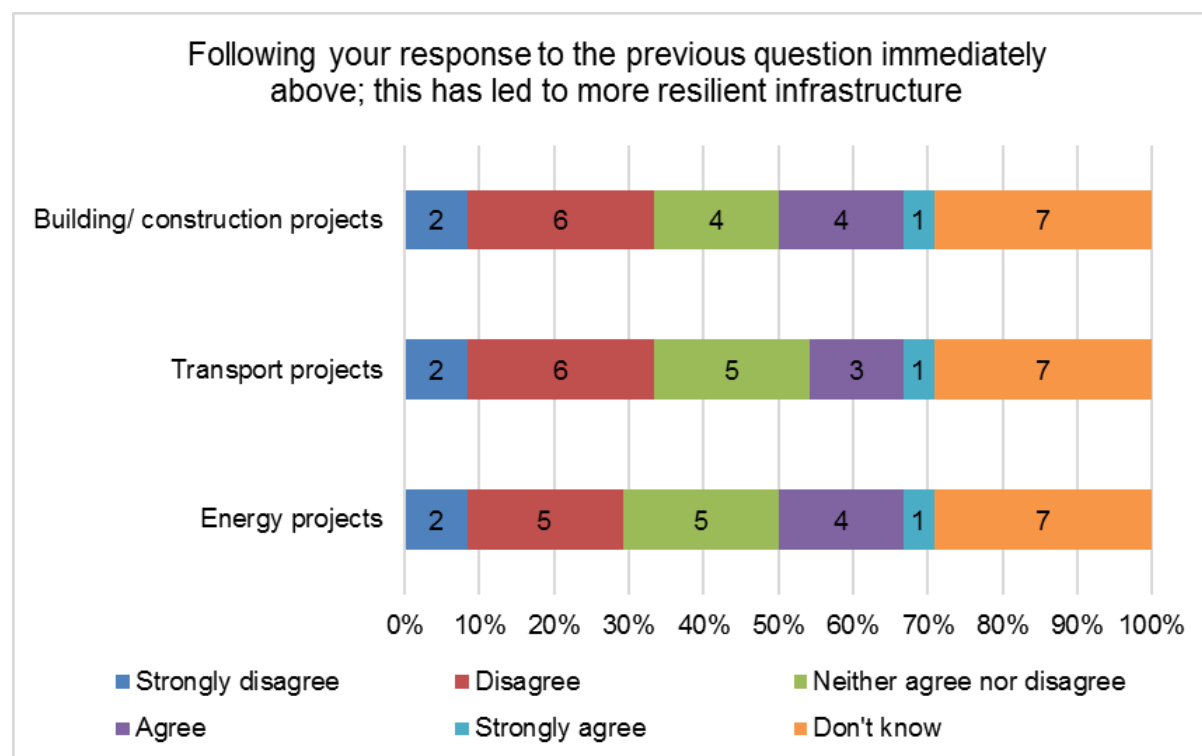


In the case of building/construction projects and transport projects, the most prevalent response was disagreement that the promotion of more resilient infrastructure has led to the integration of consistent and comprehensive consideration of climate adaptation in decision making. For building/ construction and for transport projects the number of respondents disagreeing or strongly disagreeing with the statements (11) were more than double those agreeing/ strongly agreeing (4 – 5). In the case of energy projects, the most prevalent response was neither agree nor disagree. In this case there were similar numbers agreeing and disagreeing with the statement.

3.7.8 Following your response to the previous question immediately above; this has led to more resilient infrastructure

Respondents were then asked if this had led to more resilient infrastructure. 24 respondents answered this question. The results are below.

Figure 47 Responses to the statement “Following your response to the previous question immediately above; this has led to more resilient infrastructure”

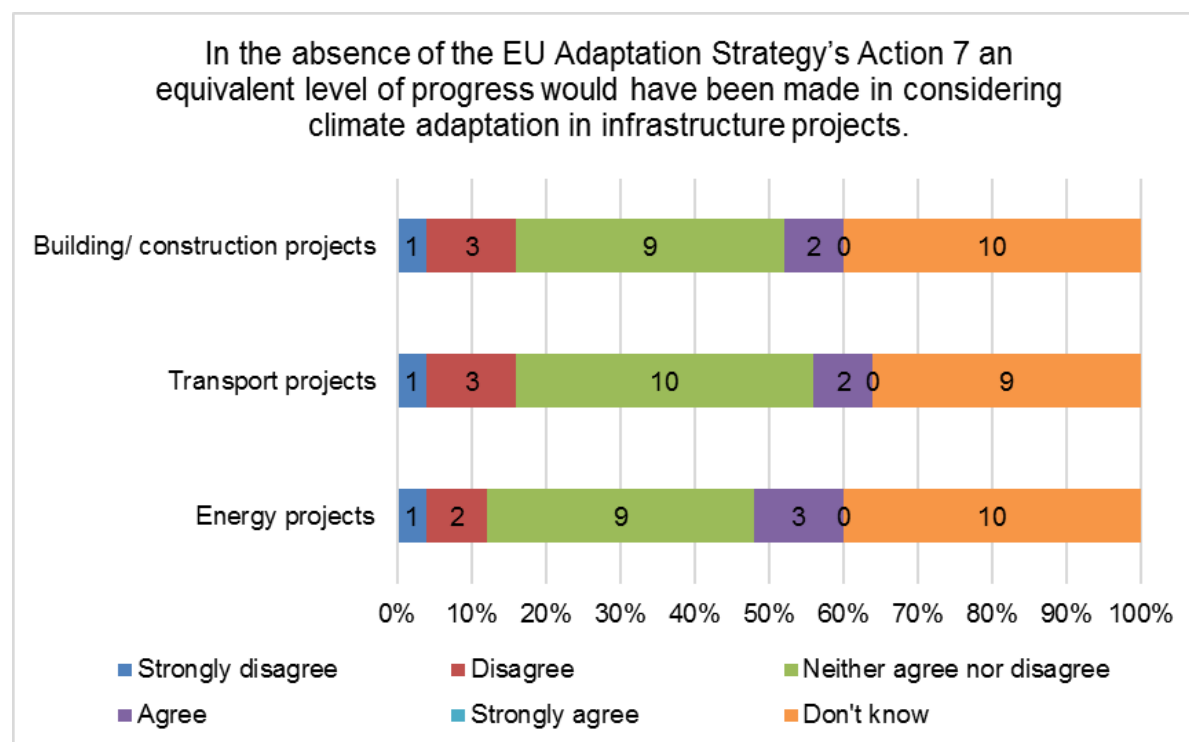


Again mixed responses were received in relation to this question though here they are similar for all three types of project. Of the 24 respondents, 7 respondents don't know and 4-5 neither agreed nor disagreed with the statements. In each case 7 or 8 respondents disagreed/strongly disagreed with the statement while 4 or 5 respondents agreed/strongly agreed, giving a slight balance towards disagreement with the statements.

3.7.9 In the absence of the EU Adaptation Strategy's Action 7 an equivalent level of progress would have been made in considering climate adaptation in infrastructure projects

25 respondents answered this question. The results are below.

Figure 48 Responses to the statement "In the absence of the EU Adaptation Strategy's Action 7 an equivalent level of progress would have been made in considering climate adaptation in infrastructure projects"



A large proportion of responses were either don't know or neither agree nor disagree (total of 19 of 25 responses). Only a few respondents (6) stated a firm response in either direction. Where a view was expressed, the level of disagreement was greater than the level of agreement. However, the number of responses was very low.

3.7.10 Please identify specific examples of what the European Union, through development and implementation of the adaptation strategy to ensure more resilient infrastructure, did well and less well:

Examples were provided by 4 respondents as below.

Energy projects

Organisation type	Country where based	Energy projects - Well	Energy projects - Less well
1 National Government body	Hungary	Guidelines, Eco-based approach	Lack of specificity, Lack of best practices
2 Sub-national Government	Spain		Photovoltaic energy in Spain doesn't reach market shares due to lack of legal certainty
10 Other	United Kingdom		Engage and support local government and their low carbon work.

Transport projects

Organisation type	Country where based	Transport projects - Well	Transport projects - Less well
1 National Government body	Slovenia	Provided JASPERS support	
1 National Government body	Hungary	Guidelines, Eco-based approach	Legislation, Lack of specificity, Lack of best practices
2 Sub-national Government	Spain		The delay on works Mediterranean Corridor development involves a model depend on road transport fuel intensive, less adapted to climate change impacts

Building/ construction projects

Organisation type	Country where based	Common Fisheries Policy - Well	Common Fisheries Policy - Less well
1 National Government body	Slovenia	Commissioning standards revision	
1 National Government body	Hungary	Standards, Regulation, Guidelines, Eco-based approach	Lack of specificity, Lack of best practices
2 Sub-national Government	Spain	Directive 2010/31/UE requires all new building to be nearly zero-energy by the end of 2020 and public buildings by 2018	

3.7.11 If you have access to an important source of evidence that supports your views in relation to Action 7, please upload it here.

Two files were uploaded by respondents:

National Government Body, Austria

- ENVISAGE-CC. ENVironmental Impact assessment Satisfying Adaptation Goals Evolving from Climate Change. Report, Vienna, October 2014

Sub-national Government, Spain

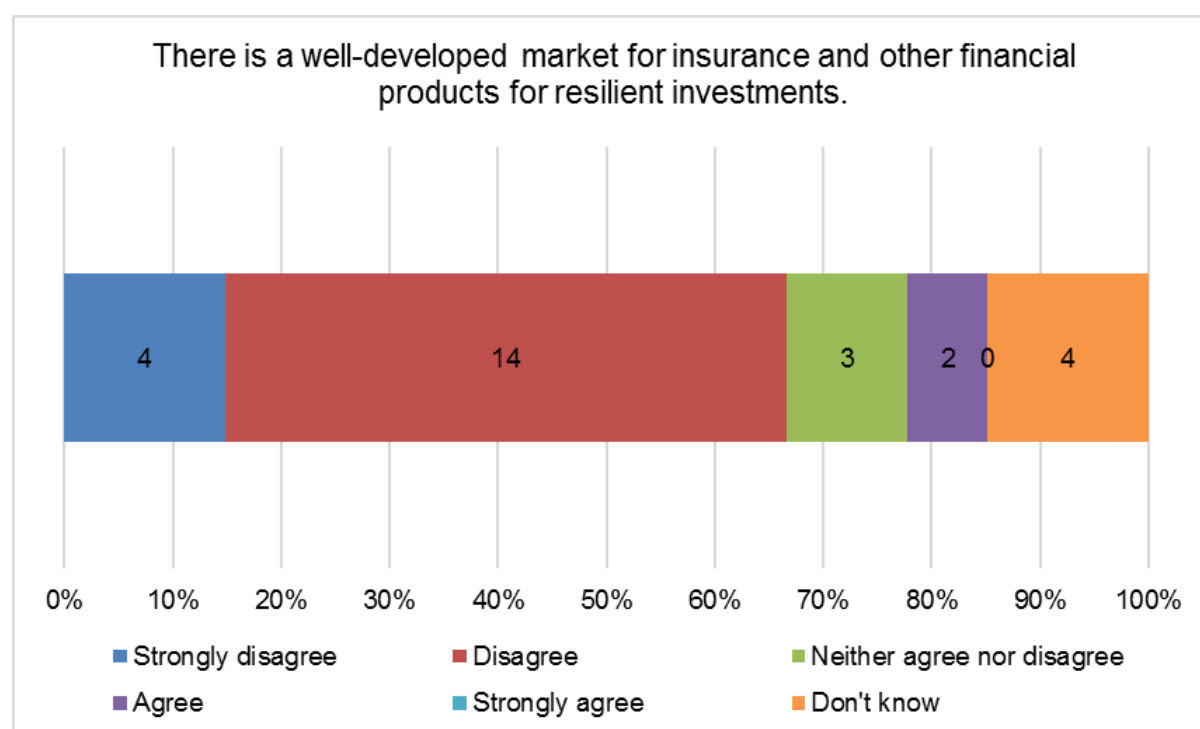
- Third report on climate change in Catalonia, Chapter abstracts, Government of Catalonia, Barcelona 2016

3.8 Responses to questions and statements – Action 8 – Promote insurance and other financial products for resilient investment and business decisions

3.8.1 There is a well-developed market for insurance and other financial products for resilient investments.

This question seeks views on the development of a market for insurance and other financial products for resilient investments. 27 responses were received. The results are presented below.

Figure 49 Responses to the statement “There is a well-developed market for insurance and other financial products for resilient investments”



The most prevalent response was disagreement that there is a well-developed market for insurance and other financial products for resilient investments. Only 2 respondents stated agreement with the statement.

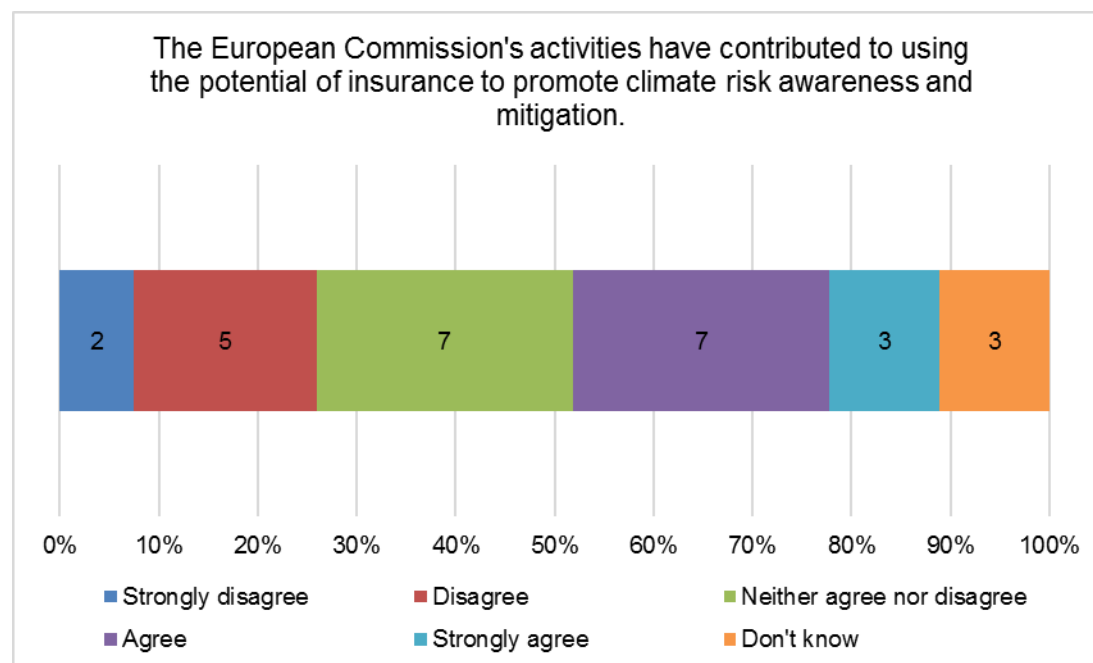
3.8.2 I am aware of the activities of the European Commission to promote insurance and other financial products for resilient investment and business decisions

Of the 26 respondents, 18 (70%) stated awareness of the activities of the European Commission to promote insurance and other financial products for resilient investment and business decisions.

3.8.3 The European Commission's activities have contributed to using the potential of insurance to promote climate risk awareness and mitigation

27 respondents answered this question. The results are presented below.

Figure 50 Responses to the statement “The European Commission's activities have contributed to using the potential of insurance to promote climate risk awareness and mitigation”

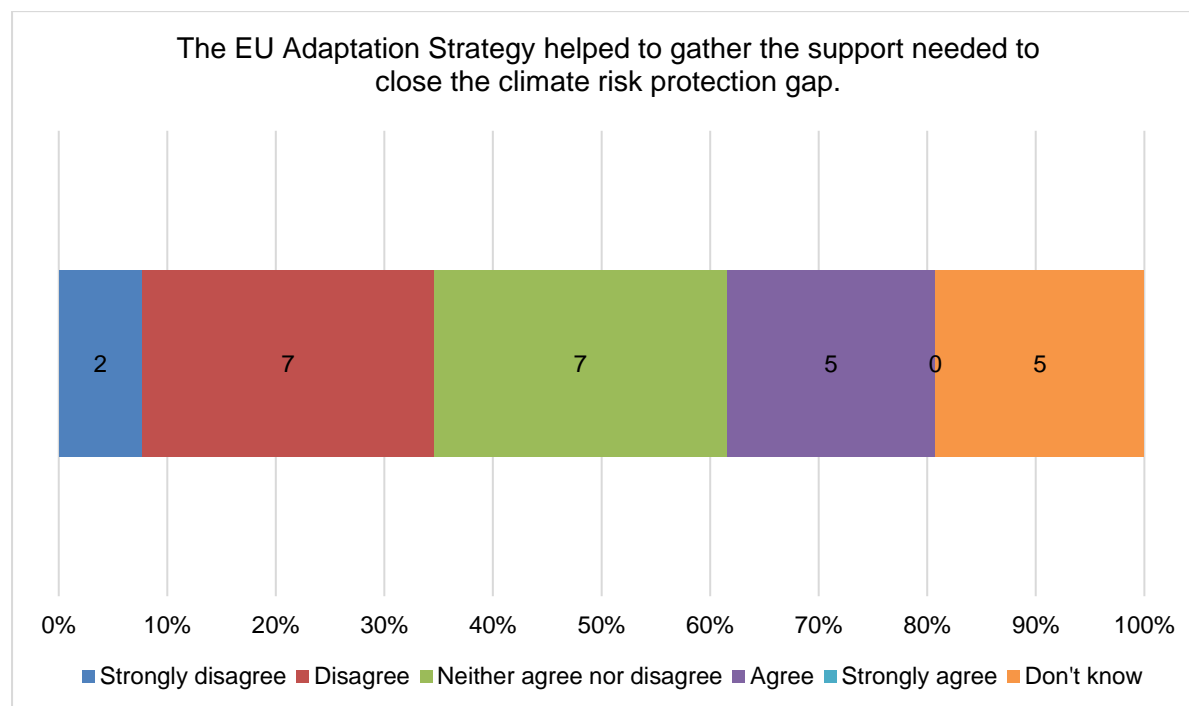


There were mixed responses to this question, with a slightly more respondents (10 out of 27) stating agreement/ strong agreement that the European Commission's activities have contributed to using the potential of insurance to promote climate risk awareness and mitigation, as those stating disagreement or strong disagreement (7 out of 27). 7 respondents stated they neither agree nor disagree with this statement.

3.8.4 The EU Adaptation Strategy helped to gather the support needed to close the climate risk protection gap

26 respondents answered this question. The results are presented below.

Figure 51 Responses to the statement “The EU Adaptation Strategy helped to gather the support needed to close the climate risk protection gap”



There were mixed responses to this question. The most prevalent responses were disagreement that the EU Adaptation strategy helped to gather the support needed to close the climate risk protection gap, and neither agreement nor disagreement with the statement. A number of respondents however, stated agreement with the statement, although these were fewer (5 out of 26) than those stating disagreement or strong disagreement (9 out of 26).

3.8.5 Please provide specific examples of areas that are missing from the strategy for promoting insurance and other financial products for resilient investment and business decisions?

Seven respondents provided examples of areas that are missing from the strategy for promoting insurance and other financial products for resilient investment and business decisions. These are in the table below. The longest response is below the table.

Organisation type	Country where based	Response
1 National Government body	Slovenia	Stronger, concrete examples of good practice, support for specific instruments in relation to MS different system of insurances...
1 National Government body	Finland	The instruments have just developed and thus it is difficult to evaluate the meeting of them
1 National Government body	Netherlands	Crucial in this issue is the relation of the owner of a building of an infrastructure and the insurance company. How can adaptation be incorporated already in the design phase and how to construct a financial incentive for adaptive construction of a building or an infrastructural object.
2 Sub-national Government	Denmark	Climate adaptation funding can become more visible in EU programmes and finance facilities.
8 Other international organisation	France	See below table
8 Other international organisation	Other	DG Clima has held a number of interesting workshops but there is no clear direction to the work or set out of outcomes. The EC's work under the High Level Sustainable Finance group looks likely to have impact though. The draft interim report was just published

Response from Other international organisation, based in France

“There is lack of understanding of role of insurance industry within the public sector at all levels

There is need for better understanding of the various ways insurance industry is supporting (or can support) adaption and mitigation

Risk transfer as an integral part of a comprehensive approach to adaptation, it needs to be better promoted.

Concept of risk analysis and risk pricing is a critical issue.

Insurance industry's risk pricing provides a great signal into the level of risks. When price is high it signals that the risk is high and that is where risk reduction (preventive measures such as land zoning, update and reinforcement of building codes, retrofitting, etc) would be needed. However, this is where there is deep misunderstanding by governments and public, price of insurance is misinterpreted as industry wanting to charge more money, but it is not the case. The price of insurance reflects the level of risk. These concepts need to be better understood by the government officials and the public.

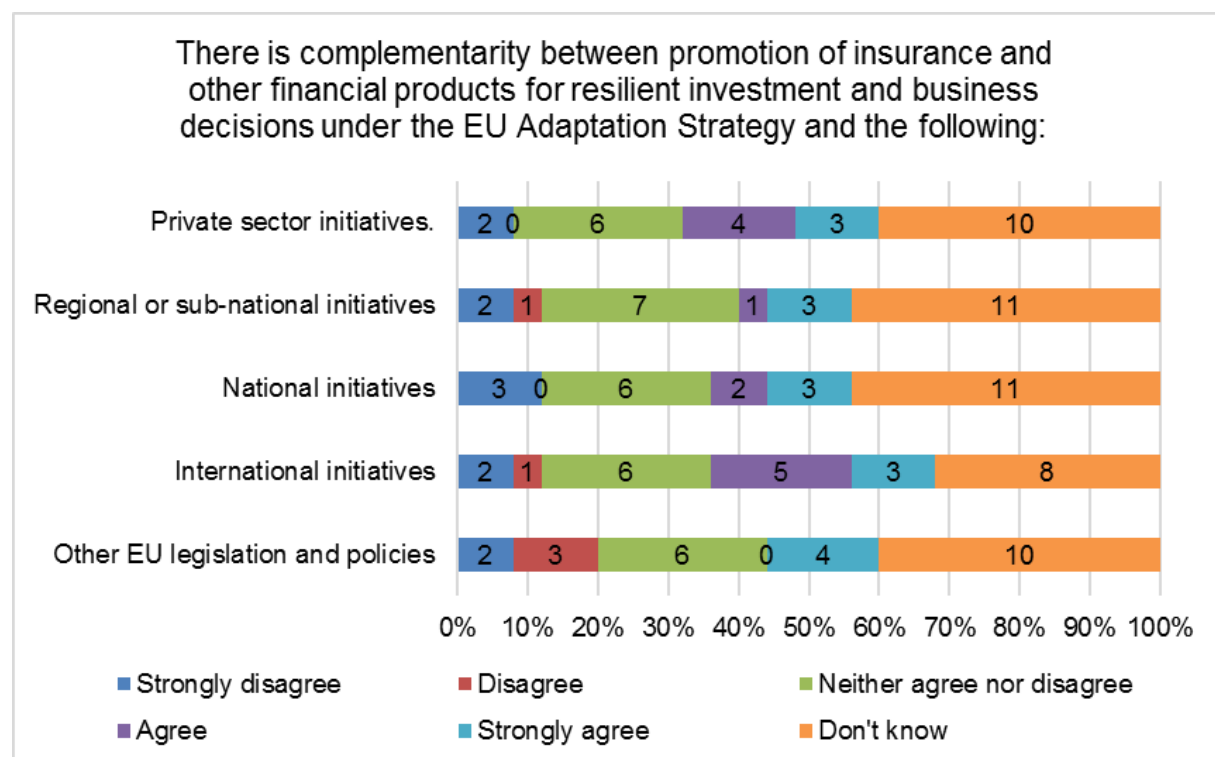
There are numerous EU level regulatory capital constraints preventing the insurance industry to invest towards mitigation and prevention

EU can help create awareness. The various DGs of the EU can work together to facilitate a constructive platform for engaging with this industry to identify sustainable solutions.”

3.8.6 There is complementarity between promotion of insurance and other financial products for resilient investment and business decisions under the EU Adaptation Strategy and the following

25 respondents answered this question. The results are presented below.

Figure 52 Responses to the statement “There is complementarity between promotion of insurance and other financial products for resilient investment and business decisions under the EU Adaptation Strategy and the following”



Most responses were either don't know or neither agree nor disagree (total of 14 – 18 out of the 25 responses). Where agreement or disagreement was stated, the number of responses was broadly similar, apart from for international initiatives and private sector initiatives. In these cases, the number of respondents agreeing/ strongly agreeing was higher than those disagreeing/strongly disagreeing (8 vs. 3 and 7 vs. 2 for international initiatives and private sector initiatives respectively).

3.8.7 Please can you provide specific good and bad examples of complementarity between promotion of insurance and other financial products for resilient investment and business decisions under the EU Adaptation Strategy, and other relevant policies and initiatives (e.g. listed in the question immediately above)?

When prompted for good or bad examples of complementarity the following responses were given by 5 respondents:

Organisation type	Country where based	Good examples	Bad examples
2 Sub-national Government	Denmark	The investment bank provides visible services.	
4 EU institution or body	EU		EUSF rules to spend money within one year does not allow building back better
5 Private sector	Other	In Norway, the insurance industry has initiated several PPP both on local and national level	It is very difficult in general to interact with several of the national agencies and particularly the ministries
8 Other international organisation	France	The findings of the Ramboll study are in many ways consistent with the OECD's guidance on how to establish disaster risk financing strategies - and therefore reinforce each other.	
9 NGO	Belgium	Developments on the Capital Markets Union and European Commission High-Level Expert Group on Sustainable Finance	

When prompted to consider what is missing from the EU Adaptation Strategy to promote insurance and other financial products for resilient investment and business decisions, so that there is complementarity between the Strategy and other relevant policies and initiatives, the examples in section 3.8.8 were given

3.8.8 Following the examples provided in response to the question immediately above, what, if anything, do you consider is missing from the EU Adaptation Strategy to promote insurance and other financial products for resilient investment and business decisions, so that there is complementarity between the Strategy and other relevant policies and initiatives (e.g. as listed in the question before the previous one):

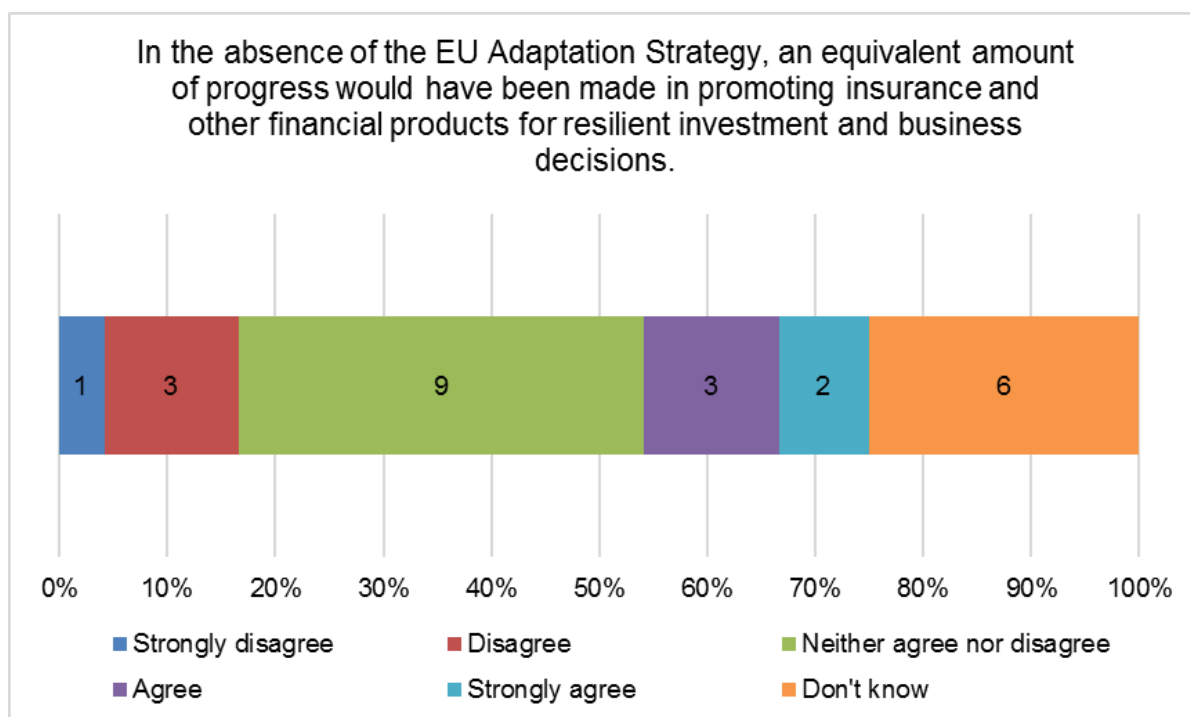
Responses were received from three¹³ respondents as below.

Organisation type	Country where based	Response
1 National Government body	Netherlands	Attention to the fact that the risk of damage is handed over from developer - funder/investor - designer - constructor - broker - owner/end user - insurance company - re-insurance.
5 Private sector	Other	More understanding of how insurance operates, and what are the drivers on both insurance and the Eu/national public authorities
9 NGO	Belgium	The strategy to promote insurance is unclear. Considering there is a major issue with a growing protection gap on insurance, the EU needs to harmonise regulations or many more people will not have access to insurance as the frequency and intensity of climate impacts continues

¹³ A fourth response was received. "We are currently evaluating issues related to questions 136 and 137 not only for the EU but also other regions." This has not been included here.

3.8.9 In the absence of the EU Adaptation Strategy, an equivalent amount of progress would have been made in promoting insurance and other financial products for resilient investment and business decisions

24 respondents answered this question. The results are presented below.



Of the 24 responses, 15 were either don't know or neither agree nor disagree. The numbers agreeing and disagreeing with the statement are similar.

3.8.10 Please identify specific examples of what the European Commission, through development and implementation of the adaptation strategy to promote insurance and other financial products for resilient investment and business decisions, did well and less well:

Responses were received from six respondents as below. Areas highlighted as having been done well related to the process including papers and reports prepared and workshops held. Areas identified as having been done less well include suggestions from two respondents that not enough MS have engaged with this area thus far.

Organisation type	Country where based	Well	Less well
1 National Government body	Netherlands	Many workshops with MS, business, IGO's. NGO's and knowledge institutes.	Too little MS were actively involved (EC is only partially to blame, is also responsibility of MS).
1 National Government body	Portugal		Not enough promotion
4 EU institution or body	Denmark	Starting the discussion with the green paper	
5 Private sector	Other	EC workshop with insurance industry. should follow the Sendai Loss data group which have invited insurance to sit in the expert group	Should maybe have encourage more national authorities to contact and work with the insurance industry
8 Other international organisation	France	The Ramboll study resulted in a number of relevant recommendations for the EC.	It is not clear that the Ramboll study made best use of past research, analysis and knowledge on these issues (i.e. did not really "move the needle")
9 NGO	Belgium	Brought the discussion to Brussels, keeps it on the agenda which is really helpful	Has no clear direction or outcomes

3.8.11 If you have access to an important source of evidence that supports your views in relation to Action 8, please upload it here.

Two files were uploaded by respondents:

Other international organisation, France

- OECD Recommendation on Disaster Risk Financing Strategies. February 2017

Private sector, Other

- How can insurance loss increase resilience. Presentation in session 4 of meeting on Insurance and Climate Related Disasters, Finance Norway, 30 June 2017

3.9 Responses to questions and statements – Final general responses

3.9.1 For the Actions for which you have completed the survey, please give specific examples of areas where EU action is appropriate on climate adaptation but are missing from the EU Adaptation Strategy?

18 respondents suggested areas where EU action is appropriate on climate adaptation but that are missing from the EU Adaptation Strategy. These are listed in the table below. Some of the responses list several areas. Responses have been group under several themes:

- International adaptation
- Water/ environment issues
- Local adaptation
- Resilient infrastructure
- Cross border (within the EU)
- Monitoring and evaluation
- Several “other” areas, each mentioned by one respondent.

Organisation type	Country where based	Response
International		
9 NGO	Other	EU neighbourhood policy, International aid for climate adaptation
9 NGO	Belgium	Climate impacts outside the EU which have a major impact on the EU – e.g. food security, instability in the EU neighbourhood, poor management of climate impacts in the EU neighbourhood, migration. Also missing is an EU governance system to manage climate risk. If there is a major climate tipping point or impacts are much worse than expected, how will the EU respond? How does it respond to new science? We need the EEA to have stronger mandate to scan for systemic climate risks to the EU and the Commission needs processes to enable it to respond like an annual state of the climate address, similar to the energy union
Water/ environment		
7 Research organisation	Netherlands	More attention for ecosystem based adaptation is needed
9 NGO	Slovakia	Climate change and adaptation are not explicitly mentioned in the Habitats Directive, the Water Framework Directive, and adaptation is not addressed within the Floods Directive. The recent amendment of the Environmental Impact Assessment Directive (2014/52/EU) states: “Climate change will continue to cause damage to the environment and compromise economic development. In this regard, it is appropriate to assess the impact of projects on climate (for example greenhouse gas emissions) and their vulnerability to climate change.” Consequently, a so called “evolving baseline trend” (of both, climate and society) has to be taken into account when assessing the effects of a plan or project on the environment. A similar reference is missing in the Strategic Environmental Directive, although the DG

Organisation type	Country where based	Response
		Environment argues for an inclusion of climate change.
Local adaptation		
10 Other	United Kingdom	Funding for adaptation through the Covenant of Mayors.
Resilient infrastructure		
1 National Government body	Netherlands	Construction of new infrastructure, relation water management and spatial planning, agricultural in relation to nature and water management, more focus on resilience and protection of natural services. MS should be more encouraged to systematically mainstream their national policy files to CC adaptation.
4 EU institution or body	EU	Design standards, where the work needed is enormous: final beneficiaries want concrete requirements down to the smallest detail for each type of construction due to liability considerations.
9 NGO	Czech Republic	Greenery on buildings - green roofs and walls. This is essential for sustainable living in cities which are becoming denser and less healthy to live in. Green roofs should be an essential part of new developments as a way to compensate for the natural space that human activity has taken up.
Cross border		
1 National Government body	Austria	Cross-border cooperation in the field of climate risk management (prevention)
9 NGO	United Kingdom	Addressing pan-EU biodiversity impacts, across borders
Monitoring and evaluation		
1 National Government body	Portugal	Assessments on effectiveness of adaptation action; Monitoring and evaluation guidelines; EU financing directed to most vulnerable areas
1 National Government body	Greece	Action 1- Encourage MS to develop monitoring and evaluation mechanisms and provide guidance
5 Private sector	Other	How to better understand cost/benefit also in CC adaptation (similar to disaster risk: 1 euro invested in saves 7 euro in losses).
Other		
1 National Government body	Slovenia	Climate proofing - there should be a designated person for climate proofing sitting in the cabinet of each commissioner.
1 National Government body	Hungary	Forestry, Human health
4 EU institution or body	EU	Interreg includes science-policy-implementation interface insufficiently recognized
6 University	Ireland	Seeking out opportunities such as Climate services

Organisation type	Country where based	Response
8 Other international organisation	Other	Alignment of adaptation and mitigation strategies with a more systems based approach

3.9.2 Any final comments

18 respondents provided final comments. These are in the table below. In two cases, extensive comments on a number of issues were provided and these have been split for ease of grouping responses.

One group of responses relates to the effectiveness of the strategy and the need to maintain and, in the majority of responses, strengthen the strategy.

Organisation type	Country where based	Response
Maintain/ strengthen		
1 National Government body	Finland	It is really needed to have updated EU Adaptation Strategy which is coherent with Climate change mitigation actions in EU. We have to collaborate with different member states to learn best practices and to rise our awareness in climate change adaptation.
1 National Government body	Netherlands	Compliments to the EC for the way the coordinated the strategy together with MS and their activities to mainstream European policy fields. Make sure that adaptation is CC adaptation and is not 'watered down' to all actions to withstand ordinary (not related to CC) climate impacts as floods and heat.
4 EU institution or body	EU	It would need to be followed by action plans and standards as the scientific knowledge makes it possible to really have an impact on the ground. Review of insurance activities would need to be done sometime in time to avoid services that are a rip off and take in fact no liability in case the problem happens. As the saying goes: the banks lend you happily the umbrella on a sunny day to ask it back at the first rain.
8 Other international organisation	Belgium	6) Legislative prescriptive framework: the absence of a legislative prescriptive framework is perceived by local and regional authorities as an obstacle to action in certain Member States. These would therefore welcome a clearer mandate from the EU and national authorities to take action on adaptation.
9 NGO	Belgium	Given the scale of climate risk, the EU adaptation strategy is no longer fit for purpose and it's imperative to have a new, stronger strategy with a clear outlook to 2050.
9 NGO	United Kingdom	Essential, needs legislative underpinning
Not effective		
1 National Government body	Portugal	Not very effective in many areas (mainstreaming in EU policies still not enough - CAP for example); Not enough action aiming assessment on effectiveness of adaptation. Coherence between all levels of Governance not promoted (ex. Covenant of Mayors)

Another group of comments relates to areas for and support for adaptation actions. These include responses on:

- Local adaptation
- Finance

- Territorial cohesion
- Knowledge
- Other specific policies

Organisation type	Country where based	Response
Local adaptation		
10 Other	United Kingdom	COSLA believes that Local Authorities are at the forefront of the challenge of mitigating and, crucially, of adapting to climate change and therefore promotes the position that EU climate change policy should support and be informed by the efforts at local level in terms of impacts, scenario planning, financial support and ensuing delivery of public services;
10 Other	United Kingdom	COSLA welcomes that support for adaptation in cities is a main objective in the EU Adaptation strategy. However, it is important that it supports local authorities regardless of a geographic or an institutional concept of 'city', whereby taking into account the differences in local governance structures across Europe. It is perfectly possible that local authorities not commonly understood as cities – perhaps due to a more diffuse built environment – undertake adaptation measures and shall be supported by the European and national level.
10 Other	United Kingdom	COSLA welcomes the proposal to give the Covenant of Mayors a new role in local climate change adaptation and we advocate close working and consistency with other existing EU local sustainability initiatives such as the Smart Cities and Communities Initiative, the European Reference Framework for Sustainable Cities etc.
8 Other international organisation	Belgium	1) Role of the local and regional authorities: the essential role of the cities regions shall be better reflected in the review of the EU adaptation strategy (e.g. through a dedicated chapter), and their efforts better supported.
Finance		
8 Other international organisation	Belgium	5) Financing: accessing those funds is still the biggest challenge faced by cities and regions. EU action shall help to provide European local and regional authorities with 1) easily-accessible and understandable information on funds and financial instruments available for the development and implementation of their action plans and 2) further guidance and support on how to access and apply the existing instruments, and also possibly combine them (e.g. through tailor-made training). Besides, the Commission shall further explore the idea of a fast-stream access to financial instruments for particular local and

Organisation type	Country where based	Response
		regional authorities, based on factors - such as being already publicly committed to comprehensive adaptation (e.g. by joining the Covenant of Mayors initiative), having carried out a comprehensive risk and vulnerability assessment, having developed an adaptation action plan. The revision of the pre-conditions for access to certain funds or the selection and award criteria for grants under the different programmes (i.e. H2020 and LIFE) by the Commission could enable and foster such "fast-track access". This course should also be explored more resolutely under the European Structural and Investment Funds, with the recommendation that all management authorities take up the option already contained in some regional operational programmes of prioritising initiatives in sustainable energy action plans (SEAPs) and sustainable energy and climate action plans (SECAPs) adopted by municipalities participating in the Covenant of Mayors.
Territorial cohesion		
1 National Government body	Austria	There is a clear role for cross-border cooperation / Transnational collaboration for the EU Adaptation Strategy in the future. Also funds that support adaptation actions on the ground are of relevance.
9 NGO	Slovakia	The EU Strategy on Adaptation to Climate Change, even mainstreaming climate change adaption into EU policies is not mentioning the territorial cohesion as important field for fostering adaptation.
Knowledge		
10 Other	United Kingdom	We welcome that the EU Adaptation strategy has and will continue to address gaps in the knowledge base as it is crucial to develop comprehensive and integrated methodologies including indicators to measure the success of responses, impact and cost-benefit assessments, tools for demonstrating economic, environmental and social benefits of measures and cross-border coordination. We therefore continue to support the European Climate Adaptation Platform but ask that it is also locally relevant.
8 Other international organisation	Belgium	4) Capacity building & knowledge sharing: the review of the EU adaptation strategy shall explore how to build further capacities and address knowledge gaps in European cities and regions; the Climate-ADAPT portal – and its associated Urban Adaptation Support Tool – is a good basis for this. The latter however

Organisation type	Country where based	Response
		needs to be continuously consolidated and enriched, further promoted and better linked with the Covenant of Mayors platform, and its user-friendliness improved. EU MS, regions and cities shall be consulted to identify together how to tailor the Climate-ADAPT portal to best meet their needs, and decide whether the tool should be integrated into the Covenant of Mayors website.
Specific policies		
4 EU institution or body	EU	role of strategy in relation to Energy Union Governance
9 NGO	Italy	Not enough focused on nature based solutions. Too little emphasis on connectivity between Natura 2000 sites.

The next group of responses is on approaches to delivering adaptation actions. These address:

- Multi-level approach
- Coordination
- Multi stakeholder approach
- Monitoring and evaluation

Organisation type	Country where based	Response
Multi level approach		
1 National Government body	Slovenia	I support preparation of a EU Adaptation Action plan
10 Other	United Kingdom	COSLA reiterates that Climate Change Adaptation strategies on the national and the European level should be developed in full partnership with local authorities to make full use of their ability to deliver adaptation through their public services and work innovatively with public and private sector partners to address climate change related problems.
10 Other	United Kingdom	We strongly defend the view that adapting to Climate Change can only be achieved through a Multi-Level Governance approach, where the roles and responsibilities, political and financial, are clearly laid out between local, national and EU actors and also between different policies, particularly the EU policies to avoid gaps, inconsistency and duplication of policy responses;
10 Other	United Kingdom	COSLA welcomes the mainstreaming of climate change adaptation across EU policies. We hold that place-based integrated policies may be used as a vehicle to help address horizontal and cross-policy challenges posed by climate change as part of a mixed

Organisation type	Country where based	Response
		approach. In that regard would be also keen that domestic local initiatives such as the Climate Change Declaration were more explicitly acknowledged at regional and national level.
8 Other international organisation	Belgium	2) Multi-level governance: EU action shall encourage stronger collaboration between the different levels of government (EU, Member States, regional and local authorities) in order to align priorities, minimise contradictory or parallel disconnected processes, maximise synergies between the strategies and plans developed at the EU and national levels and those developed at the regional and local levels – and thus ensure greater policy coherence but also coordinated and complementary action
Coordination		
5 Private sector	Other	The strategy has to interact with disaster risk management-decision making, and Sendai in the future. And see CC from a more holistic and economic picture. And it is still very obvious that the various national government and agencies are working too much in silos. And that the local politicians take action as they are not paying or responsible for the cost/losses related to CC.
8 Other international organisation	Other	EU can benefit from a more coordinated engagement of the various DGs. Part of the challenge in the EU is its own silos. Issues of climate adaptation and mitigation are deeply related to economic opportunities and risks, yet within the EU they are still tackled in silos.
Multi stakeholder approach		
8 Other international organisation	Belgium	3) multi-stakeholder engagement: the review of the EU adaptation strategy shall put more emphasis on the necessity of multi-stakeholder involvement and a cross-sectoral (instead of silo-based) approach for a more efficient and integrated local adaptation action. The review could integrate (or redirect to) a few concrete examples that demonstrate the benefits of working together rather than in isolation for the co-creation of solutions at regional/local levels. Such participatory approaches should be strongly encouraged and supported, including through EU-funded projects (e.g. under future LIFE or Horizon 2020 calls). The review shall also highlight the success factors and barriers to different forms of cooperation between scientists, practitioners, and policy makers at local/regional/national levels. This information should lead to practical recommendations

Organisation type	Country where based	Response
		based on concrete examples of (multi-stakeholder/public-private) partnerships which should be disseminated widely, e.g. through the European Climate Adaptation Platform (Climate-ADAPT).
Monitoring and evaluation		
6 University	Ireland	The scoreboard is a welcome addition to evaluate how MS are progressing on adaptation. However, it would be useful to know something of the 'quality' of the plans being produced and if they are achieving anything. Hence, the need to try and establish 'targets', monitoring and reporting akin to mitigation.

Two final responses relate to the resources available for implementation and to the survey

Organisation type	Country where based	Response
10 Other	United Kingdom	Any revised EU strategy, to be realistically implemented on the ground, should recognise from the outset that there are limited organisational and financial resources at national and local level. We therefore welcome that the further mainstreaming of EU programmes and funds dedicated to addressing climate adaptation.
2 Sub-national Government	Denmark	This survey should have been sent out in time for us to prepare and consult our stakeholders in the region.

Appendix 1: The targeted survey template

Thank you for taking time to participate in this survey.

We are conducting a study on behalf of the European Commission to support the evaluation of the EU Climate Change Adaptation Strategy (see Evaluation Roadmap, http://ec.europa.eu/smart-regulation/roadmaps/docs/2016_clima_011_evaluation_adaptation_strategy_en.pdf). The study is examining the Strategy's performance and implementation by focusing on its eight Actions. The study will provide conclusions on:

- How the EU Adaptation Strategy has been implemented so far, considering what could reasonably have been achieved from its adoption to the end of 2016
- What experience has been gained and lessons learnt.

As part of the study, survey has been sent to you as a stakeholder considered to have a high interest in at least one element of the EU Adaptation Strategy (see Consultation Strategy, https://ec.europa.eu/clima/sites/clima/files/policies/adaptation/what/consultation_strategy-evaluation_adaptation_strategy_en.pdf). Your response to this survey will assist us to evaluate the Strategy.

The survey allows you to respond to questions selectively in relation to your specific areas of interest/experience. We anticipate that you may wish to take up to one hour to complete it but if you have wide interests/experience it may take longer. Please plan to complete the survey at a single sitting, as you will not be able to save and return to your response at a later date. Furthermore, if you close the tab or the browser on which you are working, information will be lost. We recommend that you download a copy of the survey template in order to prepare your responses before completing the survey online, [please download this .pdf](#)

This survey is a vital part of the study and is aimed at stakeholders who have been directly or indirectly involved in implementing the EU Adaptation Strategy. The questionnaire is comprised of a series of multiple choice and free text questions. It has been structured to give you the opportunity to focus your responses on the Action(s) that are of primary interest to you. When answering the questions, we strongly encourage you to provide hyperlinks or full references to any important sources of evidence (e.g. reports, research, case studies, news or other media) that support your views. If you have access to the relevant pdfs and are permitted to supply them, we would be grateful if you could upload them at the end of each Action, when prompted to do so. If you would like to know more about the survey, or need help completing it, please email us at the following address: james.tweed@ricardo.com

Please submit your response to this survey no later than Friday 21st July. Your help is greatly appreciated.

Privacy statement

Please note that your data will be processed in line with Regulation (EC) №45/2001 of the European Parliament and of the Council of 18 December 2000 on the protection of individuals with regard to the processing of personal data by the Community institutions and bodies and on the free movement of such data. The data will only be processed for the specific purpose for which they were collected.

In brief, individual responses will not be attributed to respondents. All responses will be held in confidence. Only summaries of responses will be published.

Introduction

Questions 1 and 2 are compulsory, as they will allow us to segment responses by organisation type and search responses by country.

* 1. Please select your organisation type (select one)

- ☐ National Government body
- ☐ Sub-national Government
- ☐ Municipal/city Government
- ☐ Private sector
- ☐ University
- ☐ Research organisation
- ☐ EU institution or body
- ☐ Other international organisation
- ☐ NGO
- ☐ Other (please specify)

* 2. In what country are you based?

How the survey works

The EU Adaptation Strategy identifies eight Actions that provide a focus for this study. This survey will ask you questions about each Action in turn starting with Action 1. Many of the questions are presented as statements for you to indicate your level of agreement. If you do not want to answer questions regarding an Action, please skip to the next relevant Action by responding to a question at the foot of the page for each Action. You may find it easiest to answer each Action relevant to you in numerical order. If you wish to return to the previous page of your survey response, you can simply use the "prev" button at the bottom of the page to go backwards. When you have completed the parts of the survey that you wish, please submit your response, as the survey will not allow you to save and return to your response at a later date.

The EU Climate Change Adaptation Strategy is available at:
https://ec.europa.eu/clima/sites/clima/files/docs/eu_strategy_en.pdf

The Strategy's eight Actions are to:

1. *"Encourage all Member States to adopt comprehensive adaptation strategies"*
2. *Provide LIFE funding to support capacity building and step up adaptation action in Europe (2014-2020)*
3. *Introduce adaptation in the Covenant of Mayors framework (2013/2014)*
4. *Bridge the knowledge gap*
5. *Further develop Climate-ADAPT as the 'one-stop shop' for adaptation information in Europe*
6. *Facilitate the climate-proofing of the Common Agricultural Policy (CAP), the Cohesion Policy and the Common Fisheries Policy (CFP) (plus policies in all other key vulnerable sectors, as described in the Strategy, e.g. water, disaster risk reduction, health etc.).*
7. *Ensure more resilient infrastructure*
8. *Promote insurance and other financial products for resilient investment and business decisions".*

The questionnaire does not include questions or statements in relation to Action 2, as this is the subject of a separate evaluation.

3. Where would you like to begin the survey?

- ☐ "Action 1 - Encourage Member States to adopt comprehensive adaptation strategies".
- "Action 2 - Provide LIFE funding to support capacity building and step up adaptation action in Europe (2014-2020)" (This Action is not included in the survey, as it is being evaluated in another context)
- ☐ "Action 3 - Introduce adaptation in the Covenant of Mayors framework (2013/2014)".
- ☐ "Action 4 - Bridge the knowledge gap".
- ☐ "Action 5 - Further develop Climate-ADAPT as the 'one-stop shop' for adaptation information in Europe"
- ☐ "Action 6 - Facilitate the climate-proofing of the Common Agricultural Policy (CAP), the Cohesion Policy and the Common Fisheries Policy (CFP)" (plus policies in all other key vulnerable sectors, as described in the Strategy, e.g. water, disaster risk reduction, health etc.).
- ☐ "Action 7 - Ensure more resilient infrastructure"
- ☐ "Action 8 - Promote insurance and other financial products for resilient investment and business decisions".
- ☐ I do not need to respond to questions on any other Actions and wish to submit my responses.

Action 1 - Encourage all Member States to adopt comprehensive adaptation strategies

Headlines from the Strategy (https://ec.europa.eu/clima/sites/clima/files/docs/eu_strategy_en.pdf) are that:

- "As part of the Adaptation Strategy package the Commission has provided guidelines to help Member States formulate adaptation strategies.
- The Commission will develop an 'adaptation preparedness scoreboard', identifying key indicators for measuring Member States' level of readiness." (The scoreboard can be accessed at http://climate-adapt.eea.europa.eu/eu-adaptation-policy/strategy/index_html/resolveuid/38ed3457cafb447596ddbeba2811465f)
- "In 2017, the Commission will assess whether action being taken in the Member States is sufficient. If it deems progress insufficient, the Commission will consider proposing a legally binding instrument".

For questions on Action 1, please answer for the Member State(s) in which you have an interest.

4. Member States have developed adaptation strategies that respond to the expected impacts of climate change and adaptation needs, as understood at the time of the Impact Assessment in 2013, (for further details, see Section 1.2 of the Impact Assessment at <http://eur-lex.europa.eu/legalcontent/EN/TXT/?uri=CELEX:52013DC0216>) in relation to:

	Strongly disagree	Disagree	Neither agree nor disagree	Agree	Strongly agree	Don't know
Economic sectors and systems	<input type="radio"/>	<input type="radio"/>	<input type="radio"/>	<input type="radio"/>	<input type="radio"/>	<input type="radio"/>
Environmental systems	<input type="radio"/>	<input type="radio"/>	<input type="radio"/>	<input type="radio"/>	<input type="radio"/>	<input type="radio"/>
Social issues	<input type="radio"/>	<input type="radio"/>	<input type="radio"/>	<input type="radio"/>	<input type="radio"/>	<input type="radio"/>
Territorial challenges	<input type="radio"/>	<input type="radio"/>	<input type="radio"/>	<input type="radio"/>	<input type="radio"/>	<input type="radio"/>
Cross-sectoral challenges	<input type="radio"/>	<input type="radio"/>	<input type="radio"/>	<input type="radio"/>	<input type="radio"/>	<input type="radio"/>

5. The needs as understood at the time of the impact assessment have since changed.

	Strongly disagree	Disagree	Neither agree nor disagree	Agree	Strongly agree	Don't know
Economic sectors and systems	<input type="radio"/>	<input type="radio"/>	<input type="radio"/>	<input type="radio"/>	<input type="radio"/>	<input type="radio"/>
Environmental systems	<input type="radio"/>	<input type="radio"/>	<input type="radio"/>	<input type="radio"/>	<input type="radio"/>	<input type="radio"/>
Social issues	<input type="radio"/>	<input type="radio"/>	<input type="radio"/>	<input type="radio"/>	<input type="radio"/>	<input type="radio"/>
Territorial challenges	<input type="radio"/>	<input type="radio"/>	<input type="radio"/>	<input type="radio"/>	<input type="radio"/>	<input type="radio"/>
Cross-sectoral challenges	<input type="radio"/>	<input type="radio"/>	<input type="radio"/>	<input type="radio"/>	<input type="radio"/>	<input type="radio"/>

6. Please provide specific examples of where the needs have changed (if any).

7. The EU Adaptation Strategy has encouraged Member States to adopt comprehensive adaptation strategies.

Strongly disagree Disagree Neither agree nor disagree Agree Strongly agree Don't know

8. The EU Adaptation Strategy has encouraged Member States to adopt high-quality adaptation strategies.

Strongly disagree Disagree Neither agree nor disagree Agree Strongly agree Don't know

9. The European Commission has provided the following types of support to Member States to help them to adopt comprehensive adaptation strategies:

[illegible]

10. Member States have chosen to follow the European Commission's guidelines in the development of their adaptation strategies.

Strongly disagree Disagree Neither agree nor disagree Agree Strongly agree Don't know

☐ ☐ ☐ ☐ ☐ ☐

11. The European Commission's guidelines for development of national adaptation strategies are useful.

Strongly disagree Disagree Neither agree nor disagree Agree Strongly agree Don't know

12. The EU Adaptation Strategy was an important factor in encouraging the following actions at MS level:

	Strongly disagree	Disagree	Neither agree nor disagree	Agree	Strongly agree	Don't know
Preparing the ground for adaptation (includes obtaining high level support, coordination and clarity about roles and responsibilities, planning of funds, use of already available information, checking awareness of climate change issues)	<input type="radio"/>	<input type="radio"/>	<input type="radio"/>	<input type="radio"/>	<input type="radio"/>	<input type="radio"/>
Assessing risks and vulnerabilities to climate change	<input type="radio"/>	<input type="radio"/>	<input type="radio"/>	<input type="radio"/>	<input type="radio"/>	<input type="radio"/>
Identifying adaptation options	<input type="radio"/>	<input type="radio"/>	<input type="radio"/>	<input type="radio"/>	<input type="radio"/>	<input type="radio"/>
Assessing adaptation options	<input type="radio"/>	<input type="radio"/>	<input type="radio"/>	<input type="radio"/>	<input type="radio"/>	<input type="radio"/>
Implementation	<input type="radio"/>	<input type="radio"/>	<input type="radio"/>	<input type="radio"/>	<input type="radio"/>	<input type="radio"/>
Monitoring and evaluation	<input type="radio"/>	<input type="radio"/>	<input type="radio"/>	<input type="radio"/>	<input type="radio"/>	<input type="radio"/>
Other (please define in text box below - maximum 100 characters)	<input type="radio"/>	<input type="radio"/>	<input type="radio"/>	<input type="radio"/>	<input type="radio"/>	<input type="radio"/>

13. Has the adoption of adaptation strategies been successful in enhancing the preparedness and capacity of MS to respond to the impacts of climate change?

Strongly disagree	Disagree	Neither agree nor disagree	Agree	Strongly agree	Don't know
<input type="radio"/>	<input type="radio"/>	<input type="radio"/>	<input type="radio"/>	<input type="radio"/>	<input type="radio"/>

14. Please give specific examples of why you consider it has been successful in enhancing preparedness and capacity?

15. Other factors that have had a positive influence at Member State level to encourage climate adaptation include:

	Strongly disagree	Disagree	Neither agree nor disagree	Agree	Strongly agree	Don't know
International climate negotiations	<input type="radio"/>	<input type="radio"/>	<input type="radio"/>	<input type="radio"/>	<input type="radio"/>	<input type="radio"/>
Other EU policies	<input type="radio"/>	<input type="radio"/>	<input type="radio"/>	<input type="radio"/>	<input type="radio"/>	<input type="radio"/>
Experience of extreme weather events	<input type="radio"/>	<input type="radio"/>	<input type="radio"/>	<input type="radio"/>	<input type="radio"/>	<input type="radio"/>
Examples of adaptation actions in other countries	<input type="radio"/>	<input type="radio"/>	<input type="radio"/>	<input type="radio"/>	<input type="radio"/>	<input type="radio"/>
Research on impacts and adaptation	<input type="radio"/>	<input type="radio"/>	<input type="radio"/>	<input type="radio"/>	<input type="radio"/>	<input type="radio"/>
Assessment of the economic costs of inaction	<input type="radio"/>	<input type="radio"/>	<input type="radio"/>	<input type="radio"/>	<input type="radio"/>	<input type="radio"/>
Assessment of the social costs of inaction	<input type="radio"/>	<input type="radio"/>	<input type="radio"/>	<input type="radio"/>	<input type="radio"/>	<input type="radio"/>
Assessment of the environmental costs of inaction	<input type="radio"/>	<input type="radio"/>	<input type="radio"/>	<input type="radio"/>	<input type="radio"/>	<input type="radio"/>
Recognition of the opportunities presented by climate change	<input type="radio"/>	<input type="radio"/>	<input type="radio"/>	<input type="radio"/>	<input type="radio"/>	<input type="radio"/>
Political will/support	<input type="radio"/>	<input type="radio"/>	<input type="radio"/>	<input type="radio"/>	<input type="radio"/>	<input type="radio"/>
Availability of knowledge	<input type="radio"/>	<input type="radio"/>	<input type="radio"/>	<input type="radio"/>	<input type="radio"/>	<input type="radio"/>
Good coordination between key actors	<input type="radio"/>	<input type="radio"/>	<input type="radio"/>	<input type="radio"/>	<input type="radio"/>	<input type="radio"/>
Compatibility with other national policies	<input type="radio"/>	<input type="radio"/>	<input type="radio"/>	<input type="radio"/>	<input type="radio"/>	<input type="radio"/>
EU funds	<input type="radio"/>	<input type="radio"/>	<input type="radio"/>	<input type="radio"/>	<input type="radio"/>	<input type="radio"/>
Other (please define in text box below - maximum 100 characters)	<input type="radio"/>	<input type="radio"/>	<input type="radio"/>	<input type="radio"/>	<input type="radio"/>	<input type="radio"/>

--

16. The development of comprehensive adaptation strategies, as encouraged by the EU Strategy and the following complement one another:

[illegible]

17. Please provide specific good and bad examples of what has been done to ensure that there is complementarity between comprehensive adaptation strategies, as encouraged by the EU Strategy, and other policies and initiatives that relate to adaptation?

Good examples

Bad examples

18. In the absence of action by the European Commission to encourage the development of national adaptation strategies, equivalent encouragement would have been applied by other institutions, e.g. at national level.

Strongly disagree	Disagree	Neither agree nor disagree	Agree	Strongly agree	Don't know
<input type="radio"/>	<input type="radio"/>	<input type="radio"/>	<input type="radio"/>	<input type="radio"/>	<input type="radio"/>

19. If you have access to an important source of evidence that supports your views in relation to Action 1, please upload it here.

Only pdf, doc and docx files can be uploaded. File size limit is 16MB.

Choose File

No file chosen

20. If you have a second source of evidence that supports your views, please upload it here.

Only pdf, doc and docx files can be uploaded. File size limit is 16MB.

Choose File

No file chosen

21. Where next?

- ☐ Proceed to "Action 3 - Introduce adaptation in the Covenant of Mayors framework (2013/2014)".
- ☐ Skip to "Action 4 - Bridge the knowledge gap".
- ☐ Skip to "Action 5 - Further develop Climate-ADAPT as the 'one-stop shop' for adaptation information in Europe".
- ☐ Skip to "Action 6 - Facilitate the climate-proofing of the Common Agricultural Policy (CAP), the Cohesion Policy and the Common Fisheries Policy (CFP)" (plus policies in all other key vulnerable sectors, as described in the Strategy, e.g. water, disaster risk reduction, health etc.).
- ☐ Skip to "Action 7 - Ensure more resilient infrastructure".
- ☐ Skip to "Action 8 - Promote insurance and other financial products for resilient investment and business decisions".
- ☐ I do not need to respond to questions on any other Actions and wish to submit my responses.

Action 3 - Introduce adaptation in the Covenant of Mayors framework (2013/2014)

The headline from the Strategy (https://ec.europa.eu/clima/sites/clima/files/docs/eu_strategy_en.pdf) is that:

"The Commission, will support adaptation in cities. It will do this in particular by launching an initiative, based on the model of the Covenant of Mayors, through which local authorities can make a voluntary commitment to adopt local adaptation strategies and awareness-raising activities".

The Covenant of Mayors for Climate and Energy can be accessed at
<http://www.covenantofmayors.eu/Adaptation.html>

For questions on Action 3, please answer for the local area/region/city in which you have an interest.

22. Local and regional authorities have developed or are updating plans that include adaptation to climate change, for example, by completing a Sustainable Energy and Climate Action Plan under the Covenant of Mayors for Climate and Energy

Strongly disagree	Disagree	Neither agree nor disagree	Agree	Strongly agree	Don't know
<input type="radio"/>	<input type="radio"/>	<input type="radio"/>	<input type="radio"/>	<input type="radio"/>	<input type="radio"/>

23. The following forms of support that are required at sub-national and/or local levels with respect to adaptation actions are NOT provided at present:

	Strongly disagree	Disagree	Neither agree nor disagree	Agree	Strongly agree	Don't know
Methodological (i.e. further guidelines)	<input type="radio"/>	<input type="radio"/>	<input type="radio"/>	<input type="radio"/>	<input type="radio"/>	<input type="radio"/>
Technical (i.e. research and evidence)	<input type="radio"/>	<input type="radio"/>	<input type="radio"/>	<input type="radio"/>	<input type="radio"/>	<input type="radio"/>
Online platforms on adaptation information	<input type="radio"/>	<input type="radio"/>	<input type="radio"/>	<input type="radio"/>	<input type="radio"/>	<input type="radio"/>
Capacity building (e.g. conferences and workshops)	<input type="radio"/>	<input type="radio"/>	<input type="radio"/>	<input type="radio"/>	<input type="radio"/>	<input type="radio"/>
Other (please define in text box below - maximum 100 characters)	<input type="radio"/>	<input type="radio"/>	<input type="radio"/>	<input type="radio"/>	<input type="radio"/>	<input type="radio"/>

--

24. The Covenant of Mayors has had the following influence on cities' adaptation strategies in relation to:

	Very negative	Negative	Neither negative nor positive	Positive	Very positive	Don't know
Direction (e.g. a policy has been developed/ enhanced)	<input type="radio"/>	<input type="radio"/>	<input type="radio"/>	<input type="radio"/>	<input type="radio"/>	<input type="radio"/>
Coverage (e.g. the policy has extended coverage to more sectors)	<input type="radio"/>	<input type="radio"/>	<input type="radio"/>	<input type="radio"/>	<input type="radio"/>	<input type="radio"/>
Effectiveness (e.g. the policy is being used more to inform/ prioritise actions)	<input type="radio"/>	<input type="radio"/>	<input type="radio"/>	<input type="radio"/>	<input type="radio"/>	<input type="radio"/>
Political commitment	<input type="radio"/>	<input type="radio"/>	<input type="radio"/>	<input type="radio"/>	<input type="radio"/>	<input type="radio"/>
Implementation	<input type="radio"/>	<input type="radio"/>	<input type="radio"/>	<input type="radio"/>	<input type="radio"/>	<input type="radio"/>
Monitoring and reporting	<input type="radio"/>	<input type="radio"/>	<input type="radio"/>	<input type="radio"/>	<input type="radio"/>	<input type="radio"/>
Other (please define in text box below - maximum 100 characters)	<input type="radio"/>	<input type="radio"/>	<input type="radio"/>	<input type="radio"/>	<input type="radio"/>	<input type="radio"/>

25. Please provide specific examples of how the European Commission's activities to support the Covenant of Mayors framework have helped with urban climate change adaptation?

Quantitative examples
(e.g. number of cities)

Qualitative examples (e.g. a city contributing to the exchange of experiences in a specific way)

26. Other factors that have had a positive influence on actions taken at sub-national and local level to encourage climate adaptation include:

	Strongly disagree	Disagree	Neither agree nor disagree	Agree	Strongly agree	Don't know
International climate negotiations	<input type="radio"/>	<input type="radio"/>	<input type="radio"/>	<input type="radio"/>	<input type="radio"/>	<input type="radio"/>
Other EU policies	<input type="radio"/>	<input type="radio"/>	<input type="radio"/>	<input type="radio"/>	<input type="radio"/>	<input type="radio"/>
Experience of extreme weather events	<input type="radio"/>	<input type="radio"/>	<input type="radio"/>	<input type="radio"/>	<input type="radio"/>	<input type="radio"/>
Examples of adaptation actions in other countries	<input type="radio"/>	<input type="radio"/>	<input type="radio"/>	<input type="radio"/>	<input type="radio"/>	<input type="radio"/>
Research on impacts and adaptation	<input type="radio"/>	<input type="radio"/>	<input type="radio"/>	<input type="radio"/>	<input type="radio"/>	<input type="radio"/>
Assessment of the economic costs of inaction	<input type="radio"/>	<input type="radio"/>	<input type="radio"/>	<input type="radio"/>	<input type="radio"/>	<input type="radio"/>
Assessment of the social costs of inaction	<input type="radio"/>	<input type="radio"/>	<input type="radio"/>	<input type="radio"/>	<input type="radio"/>	<input type="radio"/>
Assessment of the environmental costs of inaction	<input type="radio"/>	<input type="radio"/>	<input type="radio"/>	<input type="radio"/>	<input type="radio"/>	<input type="radio"/>
Recognition of the opportunities presented by climate change	<input type="radio"/>	<input type="radio"/>	<input type="radio"/>	<input type="radio"/>	<input type="radio"/>	<input type="radio"/>
Political will/support	<input type="radio"/>	<input type="radio"/>	<input type="radio"/>	<input type="radio"/>	<input type="radio"/>	<input type="radio"/>
Availability of knowledge	<input type="radio"/>	<input type="radio"/>	<input type="radio"/>	<input type="radio"/>	<input type="radio"/>	<input type="radio"/>
Good coordination between key actors	<input type="radio"/>	<input type="radio"/>	<input type="radio"/>	<input type="radio"/>	<input type="radio"/>	<input type="radio"/>
Compatibility with other national policies	<input type="radio"/>	<input type="radio"/>	<input type="radio"/>	<input type="radio"/>	<input type="radio"/>	<input type="radio"/>
Other EU initiatives (e.g. European Green Capital / Green Leaf, EU Urban Agenda)	<input type="radio"/>	<input type="radio"/>	<input type="radio"/>	<input type="radio"/>	<input type="radio"/>	<input type="radio"/>
EU funds	<input type="radio"/>	<input type="radio"/>	<input type="radio"/>	<input type="radio"/>	<input type="radio"/>	<input type="radio"/>
Other (please define in text box below - maximum 100 characters)	<input type="radio"/>	<input type="radio"/>	<input type="radio"/>	<input type="radio"/>	<input type="radio"/>	<input type="radio"/>

27. Please provide specific examples of barriers to adaptation action at sub-national and local level, which the EU Adaptation Strategy has helped to overcome?

28. There is complementarity between the Covenant of Mayors activity on climate adaptation and the following:

	Strongly disagree	Disagree	Neither agree nor disagree	Agree	Strongly agree	Don't know
Other adaptation activity at Member State level.	<input type="radio"/>	<input type="radio"/>	<input type="radio"/>	<input type="radio"/>	<input type="radio"/>	<input type="radio"/>
Other activity to encourage effective local decision-making in Member States.	<input type="radio"/>	<input type="radio"/>	<input type="radio"/>	<input type="radio"/>	<input type="radio"/>	<input type="radio"/>
Other (please define in text box below - maximum 100 characters)	<input type="radio"/>	<input type="radio"/>	<input type="radio"/>	<input type="radio"/>	<input type="radio"/>	<input type="radio"/>

29. Please provide specific examples, if any, of where Covenant of Mayors activity does not fit well with other adaptation activities, and say why this is your view?

30. In the absence of Commission action to encourage the Covenant of Mayors, an equivalent level of progress would have been made.

Strongly disagree	Disagree	Neither agree nor disagree	Agree	Strongly agree	Don't know
<input type="radio"/>	<input type="radio"/>	<input type="radio"/>	<input type="radio"/>	<input type="radio"/>	<input type="radio"/>

31. If you have access to an important source of evidence that supports your views in relation to Action 3, please upload it here.

Only pdf, doc and docx files can be uploaded. File size limit is 16MB.

Choose File

No file chosen

32. If you have a second source of evidence that supports your views, please upload it here.

Only pdf, doc and docx files can be uploaded. File size limit is 16MB.

Choose File

No file chosen

33. Where next?

- ☐ Return to "Action 1 - Encourage Member States to adopt comprehensive adaptation strategies".
- ☐ Proceed to "Action 4 - Bridge the knowledge gap".
- ☐ Skip to "Action 5 - Further develop Climate-ADAPT as the 'one-stop shop' for adaptation information in Europe".
- ☐ Skip to "Action 6 - Facilitate the climate-proofing of the Common Agricultural Policy (CAP), the Cohesion Policy and the Common Fisheries Policy (CFP)" (plus policies in all other key vulnerable sectors, as described in the Strategy, e.g. water, disaster risk reduction, health etc.).
- ☐ Skip to "Action 7 - Ensure more resilient infrastructure".
- ☐ Skip to "Action 8 - Promote insurance and other financial products for resilient investment and business decisions".
- ☐ I do not need to respond to questions on any other Actions and wish to submit my responses.

Action 4 - Bridge the knowledge gap

Headlines from the Strategy (https://ec.europa.eu/clima/sites/clima/files/docs/eu_strategy_en.pdf) are that:

“The Commission will work further with Member States and stakeholders to identify adaptation knowledge gaps and the relevant tools and methodologies to address them. The findings will be fed into the programming of Horizon 2020, the EU’s 2014-2020 framework programme for research and innovation, and will address the need for better interfaces between science, policy making and business.”

The Commission will promote EU-wide vulnerability assessments, taking into account, inter alia, the cross-sectoral EU overview of natural and manmade risks that it will produce in 2013. It will in particular support the Joint Research Centre in its work on estimating the implications of climate change and undertake a comprehensive review of what global climate change will mean for the EU."

34. The following knowledge gaps identified by the European Environment Agency (<https://www.eea.europa.eu/publications/climate-change-impacts-and-vulnerability-2016>) are important with respect to adaptation-related information in the EU.

[illegible][illegible]

35. In general, the EU Adaptation Strategy has helped to reduce knowledge gaps on adaptation in the EU.

Strongly disagree Disagree Neither agree nor disagree Agree Strongly agree Don't know

36. The EU Adaptation Strategy has led to better decision making through reduction of knowledge gaps on adaptation in the EU.

Strongly disagree	Disagree	Neither agree nor disagree	Agree	Strongly agree	Don't know
<input type="radio"/>	<input type="radio"/>	<input type="radio"/>	<input type="radio"/>	<input type="radio"/>	<input type="radio"/>

37. Please provide specific examples of knowledge gaps that have been bridged through EU action informed by work following the EU Adaptation Strategy?

38. Other research activities supported at national or local level, not directly related to the EU Adaptation Strategy, that have helped to address key knowledge gaps include:

	Strongly disagree	Disagree	Neither agree nor disagree	Agree	Strongly agree	Don't know
Climate observations and projections	<input type="radio"/>	<input type="radio"/>	<input type="radio"/>	<input type="radio"/>	<input type="radio"/>	<input type="radio"/>
Impact assessments	<input type="radio"/>	<input type="radio"/>	<input type="radio"/>	<input type="radio"/>	<input type="radio"/>	<input type="radio"/>
Vulnerability assessments	<input type="radio"/>	<input type="radio"/>	<input type="radio"/>	<input type="radio"/>	<input type="radio"/>	<input type="radio"/>
Adaptation assessments	<input type="radio"/>	<input type="radio"/>	<input type="radio"/>	<input type="radio"/>	<input type="radio"/>	<input type="radio"/>
Monitoring (indicators and methodologies)	<input type="radio"/>	<input type="radio"/>	<input type="radio"/>	<input type="radio"/>	<input type="radio"/>	<input type="radio"/>
Other (please define in text box below - maximum 100 characters)	<input type="radio"/>	<input type="radio"/>	<input type="radio"/>	<input type="radio"/>	<input type="radio"/>	<input type="radio"/>

39. Please provide specific examples of barriers to research activities in the EU on climate change impacts, vulnerabilities and adaptation?

40. Please provide specific of barriers to the use of knowledge on climate adaptation in decision-making in the EU?

41. Please give specific examples of how the EU Adaptation Strategy has helped to overcome any of these barriers?

Barriers to research activities

Barriers to use of knowledge

46. Please can you give specific examples of where there has or has not been complementarity between the following adaptation research and other relevant research in Member States:

Research supported by
the FP7 programme -
Complemented

Research supported by
the FP7 programme - Not
complemented

Research supported under
Horizon 2020 -
Complemented

Research supported under
Horizon 2020 - Not
complemented

Research carried out by
the JRC - Complemented

Research carried out by
the JRC - Not
complemented

47. Please identify any specific examples of what has been done to ensure complementarity between the following adaptation research and relevant research in Member States?

Research supported under
Horizon 2020

Research carried out by
the JRC

48. EU action through the following programmes was an important factor in addressing the knowledge gaps

	Strongly disagree	Disagree	Neither agree nor disagree	Agree	Strongly agree	Don't know
Research supported by the FP7 programme	<input type="radio"/>	<input type="radio"/>	<input type="radio"/>	<input type="radio"/>	<input type="radio"/>	<input type="radio"/>
Research supported under Horizon 2020	<input type="radio"/>	<input type="radio"/>	<input type="radio"/>	<input type="radio"/>	<input type="radio"/>	<input type="radio"/>
Research carried out by the JRC	<input type="radio"/>	<input type="radio"/>	<input type="radio"/>	<input type="radio"/>	<input type="radio"/>	<input type="radio"/>

49. If you have access to an important source of evidence that supports your views in relation to Action 4, please upload it here.

Only pdf, doc and docx files can be uploaded. File size limit is 16MB.

Choose File

No file chosen

50. If you have a second source of evidence that supports your views, please upload it here.

Only pdf, doc and docx files can be uploaded. File size limit is 16MB.

Choose File

No file chosen

51. Where next?

- ☐ Return to "Action 1 - Encourage Member States to adopt comprehensive adaptation strategies".
- ☐ Return to "Action 3 - Introduce adaptation in the Covenant of Mayors framework (2013/2014)".
- ☐ Proceed to "Action 5 - Further develop Climate-ADAPT as the 'one-stop shop' for adaptation information in Europe".
- ☐ Skip to "Action 6 - Facilitate the climate-proofing of the Common Agricultural Policy (CAP), the Cohesion Policy and the Common Fisheries Policy (CFP)" (plus policies in all other key vulnerable sectors, as described in the Strategy, e.g. water, disaster risk reduction, health etc.).
- ☐ Skip to "Action 7 - Ensure more resilient infrastructure".
- ☐ Skip to "Action 8 - Promote insurance and other financial products for resilient investment and business decisions".
- ☐ I do not need to respond to questions on any other Actions and wish to submit my responses.

Action 5 - Further develop Climate-ADAPT as the 'one-stop shop' for adaptation information in Europe

Headlines from the Strategy (https://ec.europa.eu/clima/sites/clima/files/docs/eu_strategy_en.pdf) are that:

- "The Commission and the European Environment Agency will improve access to information and develop interaction between Climate-ADAPT and other relevant platforms, including national and local adaptation portals (2013/2014).
- Special attention will be given to cost-benefit assessments of different policy experiences and to innovative funding, through closer interaction with regional and local authorities and financial institutions.
- Work on the inclusion of the future Copernicus climate services (previously known as GMES – Global Monitoring for Environment and Security) will start in 2014"

52. There is a need for adaptation related information in the EU to be compiled in one place (e.g. single website like Climate-ADAPT)?

Strongly disagree	Disagree	Neither agree nor disagree	Agree	Strongly agree	Don't know
<input type="radio"/>	<input type="radio"/>	<input type="radio"/>	<input type="radio"/>	<input type="radio"/>	<input type="radio"/>

53. I am aware of the Climate-ADAPT website

- ☐ Yes
- ☐ No

54. I have used the Climate-ADAPT website

- ☐ Yes
- ☐ No

55. Please give specific examples of how you have used the Climate-ADAPT website

56. The development of Climate-ADAPT has led to better development and implementation of adaptation strategies and actions at:

	Strongly disagree	Disagree	Neither agree nor disagree	Agree	Strongly agree	Don't know
Transnational scale	<input type="radio"/>	<input type="radio"/>	<input type="radio"/>	<input type="radio"/>	<input type="radio"/>	<input type="radio"/>
National scale	<input type="radio"/>	<input type="radio"/>	<input type="radio"/>	<input type="radio"/>	<input type="radio"/>	<input type="radio"/>
Sub-national/ urban scale	<input type="radio"/>	<input type="radio"/>	<input type="radio"/>	<input type="radio"/>	<input type="radio"/>	<input type="radio"/>

57. If you have access to an important source of evidence that supports your views in relation to Action 5, please upload it here.

Only pdf, doc and docx files can be uploaded. File size limit is 16MB.

Choose File

No file chosen

58. If you have a second source of evidence that supports your views, please upload it here.

Only pdf, doc and docx files can be uploaded. File size limit is 16MB.

Choose File

No file chosen

59. Where next?

- ☐ Return to "Action 1 - Encourage Member States to adopt comprehensive adaptation strategies".
- ☐ Return to "Action 3 - Introduce adaptation in the Covenant of Mayors framework (2013/2014)".
- ☐ Return to "Action 4 - Bridge the knowledge gap".
- ☐ Proceed to "Action 6 - Facilitate the climate-proofing of the Common Agricultural Policy (CAP), the Cohesion Policy and the Common Fisheries Policy (CFP)" (plus policies in all other key vulnerable sectors, as described in the Strategy, e.g. water, disaster risk reduction, health etc.).
- ☐ Skip to "Action 7 - Ensure more resilient infrastructure".
- ☐ Skip to "Action 8 - Promote insurance and other financial products for resilient investment and business decisions".
- ☐ I do not need to respond to questions on any other Actions and wish to submit my responses.

62. There is a need to better integrate climate change considerations into EU programmes

	Strongly disagree	Disagree	Neither agree nor disagree	Agree	Strongly agree	Don't know
Common Agricultural Policy	<input type="radio"/>	<input type="radio"/>	<input type="radio"/>	<input type="radio"/>	<input type="radio"/>	<input type="radio"/>
Cohesion Policy	<input type="radio"/>	<input type="radio"/>	<input type="radio"/>	<input type="radio"/>	<input type="radio"/>	<input type="radio"/>
Common Fisheries Policy	<input type="radio"/>	<input type="radio"/>	<input type="radio"/>	<input type="radio"/>	<input type="radio"/>	<input type="radio"/>
Policies in other key vulnerable sectors (please define in text box below - maximum 100 characters)	<input type="radio"/>	<input type="radio"/>	<input type="radio"/>	<input type="radio"/>	<input type="radio"/>	<input type="radio"/>

63. There is a need for the EU to develop further regulations (e.g. see http://ec.europa.eu/regional_policy/sources/docgener/guides/blue_book/blueguide_en.pdf) and guidelines to support climate proofing in EU programmes

	Strongly disagree	Disagree	Neither agree nor disagree	Agree	Strongly agree	Don't know
Common Agricultural Policy – further regulations	<input type="radio"/>	<input type="radio"/>	<input type="radio"/>	<input type="radio"/>	<input type="radio"/>	<input type="radio"/>
Common Agricultural Policy – further guidelines	<input type="radio"/>	<input type="radio"/>	<input type="radio"/>	<input type="radio"/>	<input type="radio"/>	<input type="radio"/>
Cohesion Policy – further regulations	<input type="radio"/>	<input type="radio"/>	<input type="radio"/>	<input type="radio"/>	<input type="radio"/>	<input type="radio"/>
Cohesion Policy – further guidelines	<input type="radio"/>	<input type="radio"/>	<input type="radio"/>	<input type="radio"/>	<input type="radio"/>	<input type="radio"/>
Common Fisheries Policy – further regulations	<input type="radio"/>	<input type="radio"/>	<input type="radio"/>	<input type="radio"/>	<input type="radio"/>	<input type="radio"/>
Common Fisheries Policy – further guidelines	<input type="radio"/>	<input type="radio"/>	<input type="radio"/>	<input type="radio"/>	<input type="radio"/>	<input type="radio"/>
Policies in other key vulnerable sectors - further regulations (please define in text box below - maximum 100 characters)	<input type="radio"/>	<input type="radio"/>	<input type="radio"/>	<input type="radio"/>	<input type="radio"/>	<input type="radio"/>
Policies in other key vulnerable sectors - further guidelines (please define in text box below - maximum 100 characters)	<input type="radio"/>	<input type="radio"/>	<input type="radio"/>	<input type="radio"/>	<input type="radio"/>	<input type="radio"/>

64. Please provide examples of specific areas where further regulations or guidelines are required?

65. Please provide specific examples of other factors (these could be non-EU activities at international, national or local level, or external factors such as floods or droughts) that might have promoted adaptation in the following key vulnerable sectors?

Agriculture	<input type="text"/>
Forestry	<input type="text"/>
Energy	<input type="text"/>
Transport	<input type="text"/>
Construction	<input type="text"/>
Fisheries	<input type="text"/>
Other	<input type="text"/>

66. Please provide specific examples of barriers to EU activities promoting adaptation in the following key vulnerable sectors?

Agriculture	<input type="text"/>
Forestry	<input type="text"/>
Energy	<input type="text"/>
Transport	<input type="text"/>
Construction	<input type="text"/>
Fisheries	<input type="text"/>
Other	<input type="text"/>

67. Thinking of barriers in response to the previous question, the EU Adaptation Strategy helps to overcome these barriers.

	Strongly disagree	Disagree	Neither agree nor disagree	Agree	Strongly agree	Don't know
Agriculture	<input type="radio"/>	<input type="radio"/>	<input type="radio"/>	<input type="radio"/>	<input type="radio"/>	<input type="radio"/>
Forestry	<input type="radio"/>	<input type="radio"/>	<input type="radio"/>	<input type="radio"/>	<input type="radio"/>	<input type="radio"/>
Energy	<input type="radio"/>	<input type="radio"/>	<input type="radio"/>	<input type="radio"/>	<input type="radio"/>	<input type="radio"/>
Transport	<input type="radio"/>	<input type="radio"/>	<input type="radio"/>	<input type="radio"/>	<input type="radio"/>	<input type="radio"/>
Construction	<input type="radio"/>	<input type="radio"/>	<input type="radio"/>	<input type="radio"/>	<input type="radio"/>	<input type="radio"/>
Fisheries	<input type="radio"/>	<input type="radio"/>	<input type="radio"/>	<input type="radio"/>	<input type="radio"/>	<input type="radio"/>
Other (please define in text box below - maximum 100 characters)	<input type="radio"/>	<input type="radio"/>	<input type="radio"/>	<input type="radio"/>	<input type="radio"/>	<input type="radio"/>

<input type="text"/>

68. Promotion of adaptation in key vulnerable sectors has led to better informed decision making at Member State level

	Strongly disagree	Disagree	Neither agree nor disagree	Agree	Strongly agree	Don't know
Agriculture	<input type="radio"/>	<input type="radio"/>	<input type="radio"/>	<input type="radio"/>	<input type="radio"/>	<input type="radio"/>
Forestry	<input type="radio"/>	<input type="radio"/>	<input type="radio"/>	<input type="radio"/>	<input type="radio"/>	<input type="radio"/>
Energy	<input type="radio"/>	<input type="radio"/>	<input type="radio"/>	<input type="radio"/>	<input type="radio"/>	<input type="radio"/>
Transport	<input type="radio"/>	<input type="radio"/>	<input type="radio"/>	<input type="radio"/>	<input type="radio"/>	<input type="radio"/>
Construction	<input type="radio"/>	<input type="radio"/>	<input type="radio"/>	<input type="radio"/>	<input type="radio"/>	<input type="radio"/>
Fisheries	<input type="radio"/>	<input type="radio"/>	<input type="radio"/>	<input type="radio"/>	<input type="radio"/>	<input type="radio"/>
Other (please define in text box below - maximum 100 characters)	<input type="radio"/>	<input type="radio"/>	<input type="radio"/>	<input type="radio"/>	<input type="radio"/>	<input type="radio"/>

69. There is complementarity between the climate-proofing of the Common Agricultural Policy under the Adaptation Strategy, and the following:

[illegible]

70. There is complementarity between the climate-proofing of the Cohesion Policy, as promoted under the Adaptation Strategy and the following:

[illegible]

71. There is complementarity between the climate-proofing of the Common Fisheries Policy, as promoted under the Adaptation Strategy and the following:

[illegible]

72. There is complementarity between the climate-proofing of policies in other key vulnerable sectors, as promoted under the Adaptation Strategy, and the following:

	Strongly disagree	Disagree	Neither agree nor disagree	Agree	Strongly agree	Don't know
Other EU legislation and policies	<input type="radio"/>	<input type="radio"/>	<input type="radio"/>	<input type="radio"/>	<input type="radio"/>	<input type="radio"/>
International initiatives	<input type="radio"/>	<input type="radio"/>	<input type="radio"/>	<input type="radio"/>	<input type="radio"/>	<input type="radio"/>
National initiatives	<input type="radio"/>	<input type="radio"/>	<input type="radio"/>	<input type="radio"/>	<input type="radio"/>	<input type="radio"/>
Regional or sub-national initiatives	<input type="radio"/>	<input type="radio"/>	<input type="radio"/>	<input type="radio"/>	<input type="radio"/>	<input type="radio"/>
Other (please define in the text box below - maximum 100 characters)	<input type="radio"/>	<input type="radio"/>	<input type="radio"/>	<input type="radio"/>	<input type="radio"/>	<input type="radio"/>

73. Please can you provide specific good and bad examples of complementarity between climate-proofing of these policies, as promoted under the Adaptation Strategy, and other relevant policies and initiatives (e.g. as listed in the previous question immediately above)?

Common Agricultural Policy - Good examples	<input type="text"/>
Common Agricultural Policy - Bad examples	<input type="text"/>
Cohesion Policy - Good examples	<input type="text"/>
Cohesion Policy - Bad examples	<input type="text"/>
Common Fisheries Policy - Good examples	<input type="text"/>
Common Fisheries Policy - Bad examples	<input type="text"/>
Policies in other key vulnerable sectors - good examples	<input type="text"/>
Policies in other key vulnerable sectors - bad examples	<input type="text"/>

74. Following the examples that you have provided in response to the previous question, what, if anything do you consider is missing from the Strategy to promote complementarity between climate proofing of the following policies and other relevant policies and initiatives (e.g. as listed in the question before the previous one):

Common Agricultural Policy	<input type="text"/>
Cohesion Policy	<input type="text"/>
Common Fisheries Policy	<input type="text"/>
Policies in other key vulnerable sectors	<input type="text"/>

75. In the absence of the EU Adaptation Strategy, an equivalent amount of progress would have been made in climate proofing EU policies?

	Strongly disagree	Disagree	Neither agree nor disagree	Agree	Strongly agree	Don't know
Common Agricultural Policy	<input type="radio"/>	<input type="radio"/>	<input type="radio"/>	<input type="radio"/>	<input type="radio"/>	<input type="radio"/>
Cohesion Policy	<input type="radio"/>	<input type="radio"/>	<input type="radio"/>	<input type="radio"/>	<input type="radio"/>	<input type="radio"/>
Common Fisheries Policy	<input type="radio"/>	<input type="radio"/>	<input type="radio"/>	<input type="radio"/>	<input type="radio"/>	<input type="radio"/>
Policies in other key vulnerable sectors (please define in text box below - maximum 100 characters)	<input type="radio"/>	<input type="radio"/>	<input type="radio"/>	<input type="radio"/>	<input type="radio"/>	<input type="radio"/>

76. Please identify specific examples of what the European Union, through development and implementation of the adaptation strategy to promote climate proofing of key policies, did well or less well:

Common Agricultural Policy - Well	<input type="text"/>
Common Agricultural Policy - Less well	<input type="text"/>
Cohesion Policy - Well	<input type="text"/>
Cohesion Policy - Less well	<input type="text"/>
Common Fisheries Policy -Well	<input type="text"/>
Common Fisheries Policy - Less well	<input type="text"/>
Policies in other key vulnerable sectors - Well	<input type="text"/>
Policies in other key vulnerable sectors - Less well	<input type="text"/>

77. If you have access to an important source of evidence that supports your views in relation to Action 6, please upload it here.

Only pdf, doc and docx files can be uploaded. File size limit is 16MB.

Choose File

No file chosen

78. If you have a second source of evidence that supports your views, please upload it here.

Only pdf, doc and docx files can be uploaded. File size limit is 16MB.

Choose File

No file chosen

79. Where next?

- ☐ Return to "Action 1 - Encourage Member States to adopt comprehensive adaptation strategies".
- ☐ Return to "Action 3 - Introduce adaptation in the Covenant of Mayors framework (2013/2014)".
- ☐ Return to "Action 4 - Bridge the knowledge gap".
- ☐ Return to "Action 5 - Further develop Climate-ADAPT as the 'one-stop shop' for adaptation information in Europe".
- ☐ Proceed to "Action 7 - Ensure more resilient infrastructure".
- ☐ Skip to "Action 8 - Promote insurance and other financial products for resilient investment and business decisions".
- ☐ I do not need to respond to questions on any other Actions and wish to submit my responses.

Action 7 - Ensure more resilient infrastructure

Headlines from the Strategy (https://ec.europa.eu/clima/sites/clima/files/docs/eu_strategy_en.pdf) are that:

"In 2013 the Commission will launch a mandate for European standardisation organisations to start mapping industry-relevant standards in the area of energy, transport and buildings and to identify standards that need to be revised to achieve better inclusion of adaptation considerations.

The Adaptation Strategy package provides guidelines to help project developers working on infrastructure and physical assets to climate-proof vulnerable investments.

Drawing on the results of its Communication on Green Infrastructure, adopted in May 2013, the Commission will explore the need to provide additional guidance for authorities and decision makers, civil society, private business and conservation practitioners to ensure the full mobilisation of ecosystem based approaches to adaptation. This will be done by the end of 2013."

80. Climate considerations are taken into account in infrastructure investments i.e. climate-proofing of projects.

	Strongly disagree	Disagree	Neither agree nor disagree	Agree	Strongly agree	Don't know
By developers	<input type="radio"/>	<input type="radio"/>	<input type="radio"/>	<input type="radio"/>	<input type="radio"/>	<input type="radio"/>
By funders	<input type="radio"/>	<input type="radio"/>	<input type="radio"/>	<input type="radio"/>	<input type="radio"/>	<input type="radio"/>
By designers	<input type="radio"/>	<input type="radio"/>	<input type="radio"/>	<input type="radio"/>	<input type="radio"/>	<input type="radio"/>
By insurers	<input type="radio"/>	<input type="radio"/>	<input type="radio"/>	<input type="radio"/>	<input type="radio"/>	<input type="radio"/>
By the planning authority	<input type="radio"/>	<input type="radio"/>	<input type="radio"/>	<input type="radio"/>	<input type="radio"/>	<input type="radio"/>
By others (please define in text box below - maximum 100 characters)	<input type="radio"/>	<input type="radio"/>	<input type="radio"/>	<input type="radio"/>	<input type="radio"/>	<input type="radio"/>

The next four questions refer to the following:

- EUFIWACC (<http://www.eib.org/attachments/press/integrating-climate-change-adaptation-in-project-development.pdf>)
- CEN-CENELEC (ftp://ftp.cencenelec.eu/EN/EuropeanStandardization/Guides/32_CENCLCGuide32.pdf)

81. I am aware of the guidelines on considering adaptation in infrastructure projects from:

	Yes	No
EUFIWACC	<input type="checkbox"/>	<input type="checkbox"/>
CEN-CENELEC	<input type="checkbox"/>	<input type="checkbox"/>

82. I have used the guidelines on considering adaptation in infrastructure projects from:

	Yes	No
EUFIWACC	<input type="checkbox"/>	<input type="checkbox"/>
CEN-CENELEC	<input type="checkbox"/>	<input type="checkbox"/>

83. Please provide specific examples of how you have used the guides on considering adaptation in infrastructure projects?

--

--	--

84. I found the guidelines useful for considering adaptation in infrastructure projects:

[illegible]

85. Please provide specific examples of areas that are currently missing from the strategy for ensuring more resilient infrastructure?

86. Please provide specific examples of barriers to assessing climate impacts as part of infrastructure projects and programmes?

--

--

87. The EU Adaptation Strategy helps to overcome the barriers identified in response to the previous question immediately above.

[illegible]

88. Promotion of more resilient infrastructure has led to the integration of consistent and comprehensive consideration of climate adaptation in decision making.

[illegible]

89. Following your response to the previous question immediately above; this has led to more resilient infrastructure

	Strongly disagree	Disagree	Neither agree nor disagree	Agree	Strongly agree	Don't know
Energy projects	<input type="radio"/>	<input type="radio"/>	<input type="radio"/>	<input type="radio"/>	<input type="radio"/>	<input type="radio"/>
Transport projects	<input type="radio"/>	<input type="radio"/>	<input type="radio"/>	<input type="radio"/>	<input type="radio"/>	<input type="radio"/>
Building/ construction projects	<input type="radio"/>	<input type="radio"/>	<input type="radio"/>	<input type="radio"/>	<input type="radio"/>	<input type="radio"/>

90. In the absence of the EU Adaptation Strategy's Action 7 an equivalent level of progress would have been made in considering climate adaptation in infrastructure projects.

	Strongly disagree	Disagree	Neither agree nor disagree	Agree	Strongly agree	Don't know
Energy projects	<input type="radio"/>	<input type="radio"/>	<input type="radio"/>	<input type="radio"/>	<input type="radio"/>	<input type="radio"/>
Transport projects	<input type="radio"/>	<input type="radio"/>	<input type="radio"/>	<input type="radio"/>	<input type="radio"/>	<input type="radio"/>
Building/ construction projects	<input type="radio"/>	<input type="radio"/>	<input type="radio"/>	<input type="radio"/>	<input type="radio"/>	<input type="radio"/>

91. Please identify specific examples of what the European Union, through development and implementation of the adaptation strategy to ensure more resilient infrastructure, did well and less well:

Energy projects - Well	<input type="text"/>
Energy projects - Less well	<input type="text"/>
Transport projects - Well	<input type="text"/>
Transport projects - Less well	<input type="text"/>
Building/construction projects - Well	<input type="text"/>
Building/construction projects - Less well	<input type="text"/>

92. If you have access to an important source of evidence that supports your views in relation to Action 7, please upload it here.

Only pdf, doc and docx files can be uploaded. File size limit is 16MB.

<input type="button" value="Choose File"/>	No file chosen
--	----------------

93. If you have a second source of evidence that supports your views, please upload it here.

Only pdf, doc and docx files can be uploaded. File size limit is 16MB.

<input type="button" value="Choose File"/>	No file chosen
--	----------------

94. Where next?

- ☐ Return to "Action 1 - Encourage Member States to adopt comprehensive adaptation strategies".
- ☐ Return to "Action 3 - Introduce adaptation in the Covenant of Mayors framework (2013/2014)".
- ☐ Return to "Action 4 - Bridge the knowledge gap".
- ☐ Return to "Action 5 - Further develop Climate-ADAPT as the 'one-stop shop' for adaptation information in Europe".
- ☐ Return to "Action 6 - Facilitate the climate-proofing of the Common Agricultural Policy (CAP), the Cohesion Policy and the Common Fisheries Policy (CFP)" (plus policies in all other key vulnerable sectors, as described in the Strategy, e.g. water, disaster risk reduction, health etc.).
- ☐ Proceed to "Action 8 - Promote insurance and other financial products for resilient investment and business decisions".
- ☐ I do not need to respond to questions on any other Actions and wish to submit my responses.

Action 8 - Promote insurance & other financial products...

Action 8 - Promote insurance and other financial products for resilient investment and business decisions

Headlines from the Strategy (https://ec.europa.eu/clima/sites/clima/files/docs/eu_strategy_en.pdf) are that:

"The Green Paper on the insurance of natural and man-made disasters, adopted as part of the Adaptation Strategy package, is a first step towards encouraging insurers to improve the way they help to manage climate change risks. A report on the results of the public consultation associated with the Green Paper will be published in the second half of 2013." (see http://ec.europa.eu/finance/consultations/2013/disasters-insurance/docs/summary-report_en.pdf)

"The Commission's aim is to improve the market penetration of natural disaster insurance and to unleash the full potential of insurance pricing and other financial products for risk awareness prevention and mitigation and for long-term resilience in investment and business decisions (2014-2015).

A process has been launched to increase involvement of the insurance and financial sector. The results of this exercise will be disseminated via Climate-ADAPT in particular."

95. There is a well-developed market for insurance and other financial products for resilient investments.

Strongly disagree	Disagree	Neither agree nor disagree	Agree	Strongly agree	Don't know
<input type="radio"/>	<input type="radio"/>	<input type="radio"/>	<input type="radio"/>	<input type="radio"/>	<input type="radio"/>

96. I am aware of the activities of the European Commission to promote insurance and other financial products for resilient investment and business decisions.

- ☐ Yes
- ☐ No

97. The European Commission's activities have contributed to using the potential of insurance to promote climate risk awareness and mitigation.

Strongly disagree	Disagree	Neither agree nor disagree	Agree	Strongly agree	Don't know
<input type="radio"/>	<input type="radio"/>	<input type="radio"/>	<input type="radio"/>	<input type="radio"/>	<input type="radio"/>

98. The EU Adaptation Strategy helped to gather the support needed to close the climate risk protection gap.

Strongly disagree	Disagree	Neither agree nor disagree	Agree	Strongly agree	Don't know
<input type="radio"/>	<input type="radio"/>	<input type="radio"/>	<input type="radio"/>	<input type="radio"/>	<input type="radio"/>

99. Please provide specific examples of areas that are missing from the strategy for promoting insurance and other financial products for resilient investment and business decisions?

100. There is complementarity between promotion of insurance and other financial products for resilient investment and business decisions under the EU Adaptation Strategy and the following:

	Strongly disagree	Disagree	Neither agree nor disagree	Agree	Strongly agree	Don't know
Other EU legislation and policies	<input type="radio"/>	<input type="radio"/>	<input type="radio"/>	<input type="radio"/>	<input type="radio"/>	<input type="radio"/>
International initiatives	<input type="radio"/>	<input type="radio"/>	<input type="radio"/>	<input type="radio"/>	<input type="radio"/>	<input type="radio"/>
National initiatives	<input type="radio"/>	<input type="radio"/>	<input type="radio"/>	<input type="radio"/>	<input type="radio"/>	<input type="radio"/>
Regional or sub-national initiatives	<input type="radio"/>	<input type="radio"/>	<input type="radio"/>	<input type="radio"/>	<input type="radio"/>	<input type="radio"/>
Private sector initiatives.	<input type="radio"/>	<input type="radio"/>	<input type="radio"/>	<input type="radio"/>	<input type="radio"/>	<input type="radio"/>

101. Please can you provide specific good and bad examples of complementarity between promotion of insurance and other financial products for resilient investment and business decisions under the EU Adaptation Strategy, and other relevant policies and initiatives (e.g. listed in the question immediately above)?

Good examples

Bad examples

102. Following the examples provided in response to the question immediately above, what, if anything, do you consider is missing from the EU Adaptation Strategy to promote insurance and other financial products for resilient investment and business decisions, so that there is complementarity between the Strategy and other relevant policies and initiatives (e.g. as listed in the question before the previous one):

103. In the absence of the EU Adaptation Strategy, an equivalent amount of progress would have been made in promoting insurance and other financial products for resilient investment and business decisions.

Strongly disagree	Disagree	Neither agree nor disagree	Agree	Strongly agree	Don't know
<input type="radio"/>	<input type="radio"/>	<input type="radio"/>	<input type="radio"/>	<input type="radio"/>	<input type="radio"/>

104. Please identify specific examples of what the European Commission, through development and implementation of the adaptation strategy to promote insurance and other financial products for resilient investment and business decisions, did well and less well:

Well

Less well

105. If you have access to an important source of evidence that supports your views in relation to Action 8, please upload it here.

Only pdf, doc and docx files can be uploaded. File size limit is 16MB.

Choose File

No file chosen

106. If you have a second source of evidence that supports your views, please upload it here.

Only pdf, doc and docx files can be uploaded. File size limit is 16MB.

Choose File

No file chosen

107. Where next?

- ☐ Return to "Action 1 - Encourage Member States to adopt comprehensive adaptation strategies".
- ☐ Return to "Action 3 - Introduce adaptation in the Covenant of Mayors framework (2013/2014)".
- ☐ Return to "Action 4 - Bridge the knowledge gap".
- ☐ Return to "Action 5 - Further develop Climate-ADAPT as the 'one-stop shop' for adaptation information in Europe".
- ☐ Return to "Action 6 - Facilitate the climate-proofing of the Common Agricultural Policy (CAP), the Cohesion Policy and the Common Fisheries Policy (CFP)" (plus policies in all other key vulnerable sectors, as described in the Strategy, e.g. water, disaster risk reduction, health etc.).
- ☐ Return to "Action 7 - Ensure more resilient infrastructure".
- ☐ I do not need to respond to questions on any other Actions and wish to submit my responses.

Submission

108. For the Actions for which you have completed the survey, please give specific examples of areas where EU action is appropriate on climate adaptation but are missing from the EU Adaptation Strategy?

109. Any final comments on the EU Adaptation Strategy

110. If you have access to an important source of evidence that supports your views, please upload it here.

Only pdf, doc and docx files can be uploaded. File size limit is 16MB.

Choose File

No file chosen

111. If you have a second source of evidence that supports your views, please upload it here.

Only pdf, doc and docx files can be uploaded. File size limit is 16MB.

Choose File

No file chosen

112. Where we need additional information, we will be interviewing some key stakeholders during the course of this study to explore their responses to this survey. If you would you be willing to be interviewed, please provide your contact details below:

Name

Organisation

Email Address

Phone Number

113. Please note that once you submit this survey it will no longer be editable. So, please return to the start of the survey if you wish to review your responses prior to submission.

☐ Return to the start

☐ Proceed with submission

Thank you

Thank you very much for responding to this survey.

If you have any questions, please email: james.tweed@ricardo.com

HOW TO OBTAIN EU PUBLICATIONS

Free publications:

- one copy:
via EU Bookshop (<http://bookshop.europa.eu>);
- more than one copy or posters/maps:
from the European Union's representations (http://ec.europa.eu/represent_en.htm);
from the delegations in non-EU countries (http://eeas.europa.eu/delegations/index_en.htm);
by contacting the Europe Direct service (http://europa.eu/europedirect/index_en.htm) or calling 00 800 6 7 8 9 10 11 (freephone number from anywhere in the EU) (*).

(*) The information given is free, as are most calls (though some operators, phone boxes or hotels may charge you).

Priced publications:

- via EU Bookshop (<http://bookshop.europa.eu>).

Priced subscriptions:

- via one of the sales agents of the Publications Office of the European Union (http://publications.europa.eu/others/agents/index_en.htm).



Publications Office

doi:XXXXXXX