


The Source for Maritime Information and Insight





Ships visiting EU/EEA ports

Christopher Pålsson

Director

IHS Fairplay



Europe

Total no of port calls

- Europe:	880,000
- EEA:	873,000
- EU:	809,000

Avg call duration: 35 hours

Avg ship age: 15 years

% from EEA: 93%

Baltic Sea

Total no of calls:	187,000
- tankers:	17,000
- container:	8,000
- ferries:	111,000

Avg call duration:	32 hours
Avg ship age:	17 years





North & Irish Seas


Total no of calls:	431,000
- tankers:	57,000
- container:	36,000
- ferries:	204,000

Avg call duration:	34 hours
Avg ship age:	14 years

West Med

Total no of calls:	211,000
- tankers:	21,000
- container:	21,000
- ferries:	120,000

Avg call duration:	36 hours
Avg ship age:	16 years



East Med

Total no of calls: 52,000

- tankers: 9,000

- container: 3,000


- ferries: 24,000

Avg call duration: 55 hours

Avg ship age: 21 years



Oil Tankers



Oil Tankers



Ship Size	Value	EU	EEA	Russia (Baltic)	Total	
All Sizes	Calls	25,380	26,421	248	26,669	
	Average dwt	36,807	37,413	91,122	37,913	
	Average call duration, h	58.3	57.2	73.1	57.4	
	Average ship Age, years	13.3	13.2	5.5	13.2	
	% of calls					
	From EEA	82%	83%	79%	87%	
% of total Calls		% from EEA				
50'+ gt		24%	24%	80%	25%	70%
20'-50' gt		10%	10%	3%	10%	59%
10'-20' gt		1%	1%	2%	1%	83%
2'-10' gt		29%	29%	6%	29%	94%
400-2' gt		30%	30%	9%	29%	98%
100-400 gt		7%	7%	0%	7%	99%
TOT		100%	100%	100%	100%	



LNG Gas Carriers



LNG Gas Carriers



Ship Size		EU	EEA	Russia (Baltic)	Total	
All Sizes	Calls	1,053	1,089		1,089	
	Average dwt	64,485	62,532	###	62,532	
	Average call duration, h	58.3	57.3		57	
	Average ship Age, years	12.4	12.0		12.0	
% of port calls						
	From EEA	36%	36%		41%	
% of total Calls					% from EEA	
50'+ gt		70%	67%	-	67%	28%
20'-50' gt		27%	26%	-	26%	62%
10'-20' gt		0%	0%	-	0%	0%
2'-10' gt		4%	6%	-	6%	100%
400-2' gt		0%	0%	-	0%	80%
100-400 gt		0%	0%	-	0%	0%
TOT		100%	100%	0%	100%	



Dry Bulk Carriers



Iron ore



Coal



Grain

Dry Bulk Carriers



Ship Size	Value	EU	EEA	Russia (Baltic)	Total	
All Sizes	Calls	16,194	16,951	571	17,522	
	Average dwt	39,185	37,788	36,397	37,743	
	Average call duration, h	81.0	79.7	95	80	
	Average ship Age, years	17.9	18.1	16.8	18.1	
	% of calls					
	From EEA	63%	64%	82%	68%	
% of total Calls		% from EEA				
50'+ gt		7%	7%	0%	7%	46%
20'-50' gt		34%	33%	40%	33%	52%
10'-20' gt		21%	20%	58%	21%	60%
2'-10' gt		30%	31%	2%	30%	87%
400-2' gt		7%	8%	0%	8%	96%
100-400 gt		0%	0%	0%	1%	99%
TOT		99%	99%	100%	100%	



Container Carriers



Container Carriers



		EU	EEA	Russia (Baltic)	Total
All Sizes	Calls	65,867	67,079	1,379	68,458
	Average dwt	31,060	30,680	14,425	30,353
	Average call duration, h	29.5	29.3	39	30
	Average ship Age, years	8.2	8.2	6.7	8.2
% of port calls					
From EEA		81%	81%	98%	82%
% of total Calls				% from EEA	
50'+ gt	19%	18%	0%	18%	73%
20'-50' gt	21%	21%	9%	21%	75%
10'-20' gt	18%	18%	40%	18%	80%
2'-10' gt	42%	43%	51%	43%	90%
400-2' gt	0%	0%	0%	0%	0%
100-400 gt	0%	0%	0%	0%	0%
TOT	100%	100%	100%	100%	100%



Ro-ro, Ropax/Ferry

Ro-ro

Ferry; cargo

Ferry; non cargo

RoPax

High speed

High speed



Open Liner

Cruise

Ferry



Ferries



		EU	EEA	Russia (Baltic)	Total
All Sizes	Calls	413,061	459,502	277	459,779
	Average dwt	2,657	2,482	8,502	2,485
	Average call duration, h	4.7	4.7	16.3	10.3
	Average ship Age, years	18.1	17.5	20.5	16.9
% of port calls					
	From EEA	97%	97%	56%	97%
% of total Calls					
50'+ gt		2%	2%	0%	2%
20'-50' gt		30%	27%	96%	27%
10'-20' gt		13%	12%	3%	12%
2'-10' gt		26%	28%	0%	28%
400-2' gt		18%	18%	0%	18%
100-400 gt		11%	12%	1%	12%
TOT		100%	100%	100%	100%

Number of port calls by ferries * in the EEA 2009

Domestic	1,218,439
Intra EEA	624,372
Extra EEA	25,563
Total	1,868,374

Source: Market 10/ShipPax Information
 *) Calls by ferries travelling 6 nautical miles per trip or longer. Calls by touring vessels are not included.

% from EEA	
Domestic	100%
Intra EEA	99%
Extra EEA	93%
Total	96%
Total	98%
Total	98%



Alternative Ports





Gävle

St. Petersburg

Gdansk

Kaliningrad

- EEA deep sea haul
- EEA feeder haul
- Alternative deep sea haul
- Alternative feeder haul



- EEA deep sea haul
- EEA feeder haul
- Alternative deep sea haul
- Alternative feeder haul
- Land transport option



Genoa

La Spezia

Gioia Tauro

Enfidha

- EEA deep sea haul
- EEA feeder haul
- Alternative deep sea haul
- Alternative feeder haul



Genoa

La Spezia

Gioia Tauro

Port Said


- EEA deep sea haul
- EEA feeder haul
- Alternative deep sea haul
- Alternative feeder haul

Summary



- Higher risk for carbon leakage
 - Container carriers
 - Cruise ships
- Lower risk for carbon leakage
 - LNG tankers
 - Chemical tankers
 - Roro, ferries
 - Oil tankers in the short term
 - Dry bulk carriers in the short term

The Source for Maritime Information and Insight



Christopher Pålsson, Director, IHS Fairplay