

ETS Support Facility Overview

Bruxelles, 16 January 2012
Stefano Mancini



Content

- EUROCONTROL
- Information availability and sources
- ETS Support Facility
- How can it be used
- Issues, thoughts, facts & figures



EUROCONTROL

EUROCONTROL SAAM

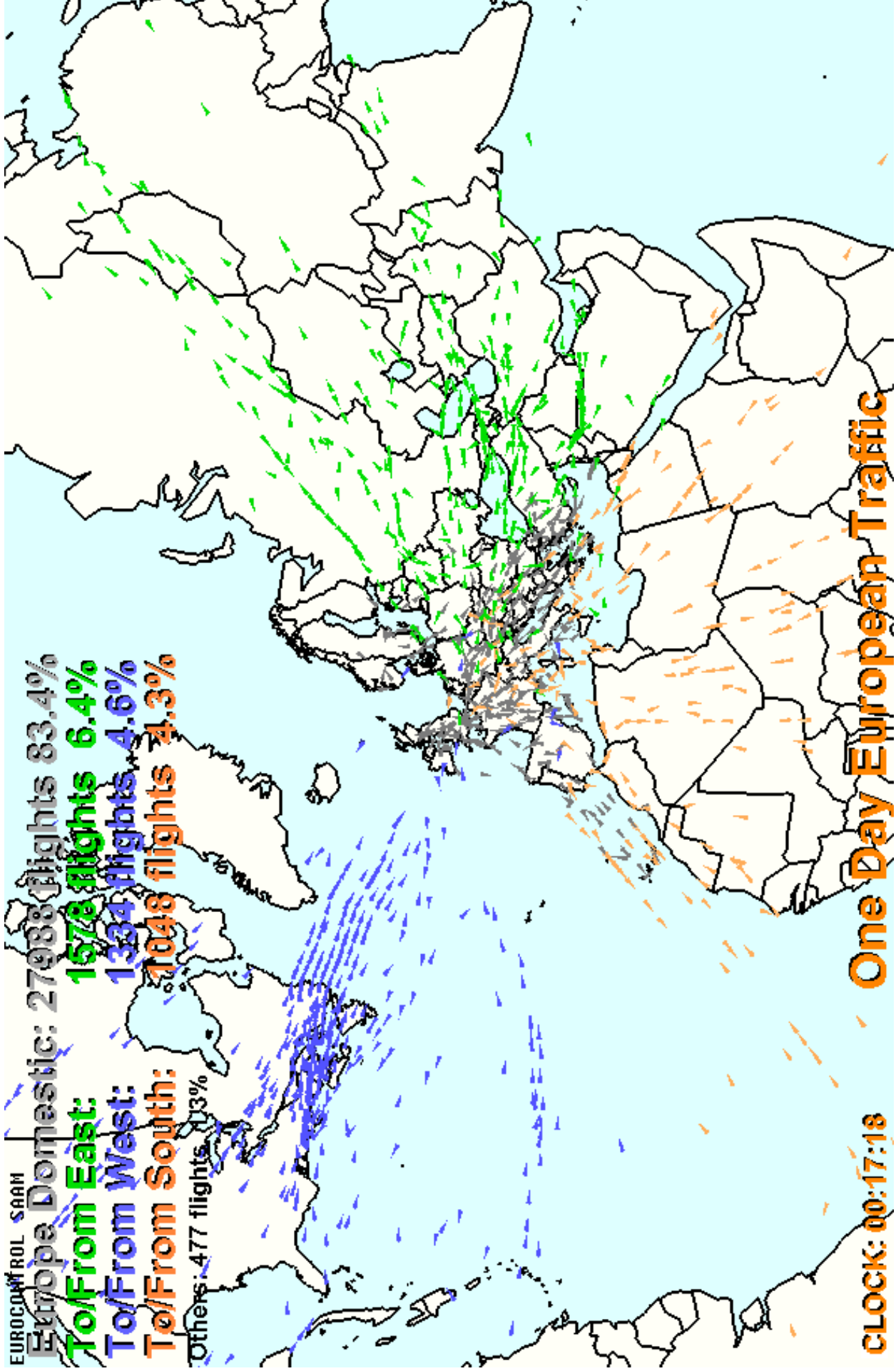
Europe Domestic: 27988 flights 83.4%

To/From East: 1578 flights 6.4%

To/From West: 1334 flights 4.6%

To/From South: 1048 flights 4.3%

Others: 477 flights 1.3%



One Day European Traffic

CLOCK: 00:17:18

Information Coverage & Coherence





The EU ETS Legal Framework

- Directive 2008/101/EC: inclusion of aviation in the EU ETS
- Commission Decision 2009/339/EC: monitoring & reporting
- Commission Decision 2009/450/EC: exemptions

All measures refer to EUROCONTROL to possibly support the monitoring, reporting and verification processes



EUROCONTROL Member States



EUROCONTROL

EUROCONTROL Member States (39)

Country ISO codes (ISO 3166)
20/11/2010





2200+ Employees in 4 Countries





Information Available in EUROCONTROL

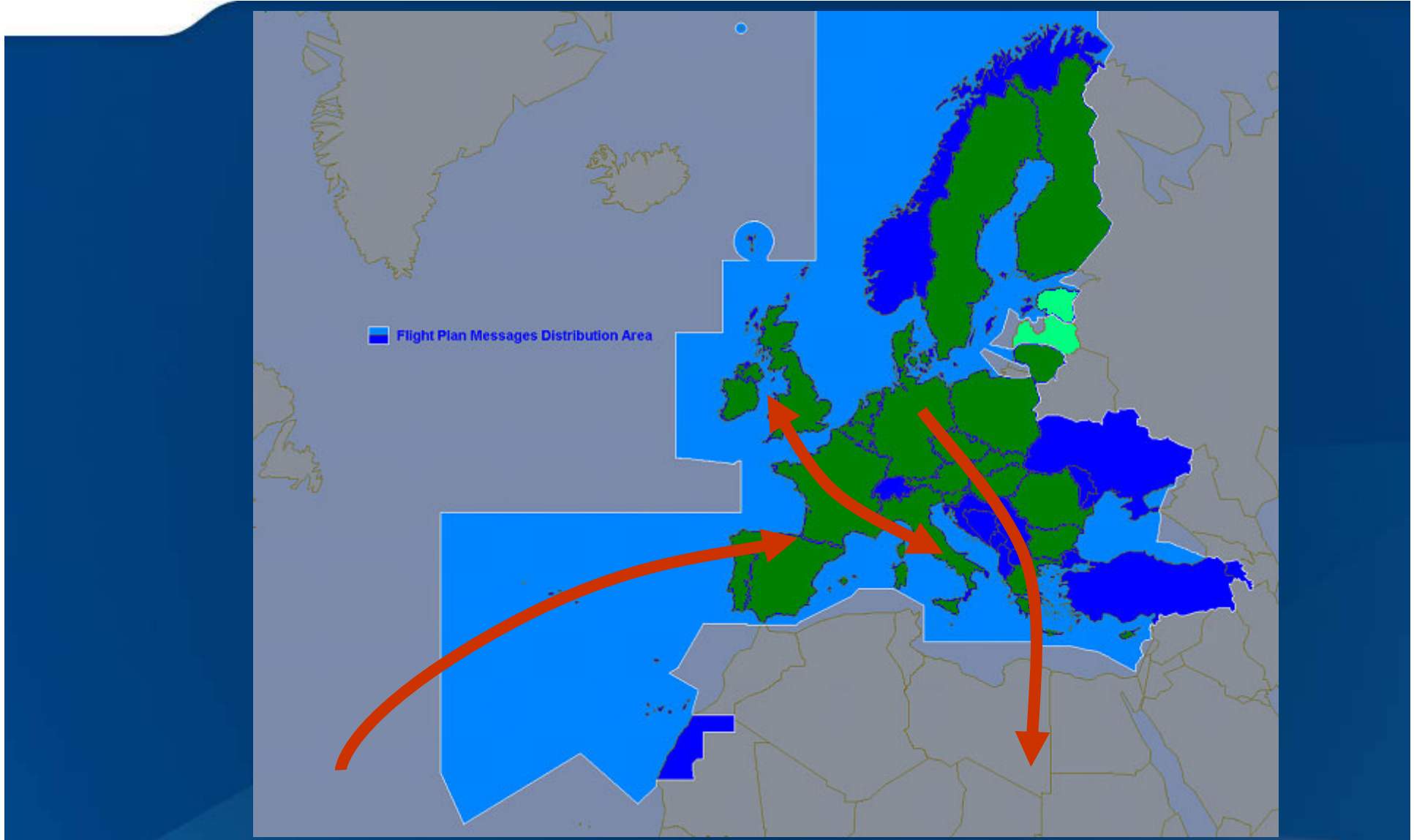
- Flights
 - Central Route Charges Office (CRCO, 1971)
 - Central Flow Management Unit (CFMU, 1996)

CRCO Flights Scope





CFMU Flights Scope





Information Available in EUROCONTROL

- Flights
 - Central Route Charges Office (CRCO, 1971)
 - Central Flow Management Unit (CFMU, 1996)
- Other Aviation Information (Admin Data)
 - European AIS Database (EAD) - airports
 - ICAO – aircraft types, AO designators
 - CRCO – fleets, (billed) operators
- Additional information needed for ETS purposes
 - Actual operator
 - Flights Estonia, France OMR, Iceland not in CRCO

ETS Support Facility & Small Emitters Tool

CRCO traffic



Input fields for aircraft type, distance, fuel, and CO2, with checkboxes below.




Process 1 : reassessment of aircraft operators for ETS

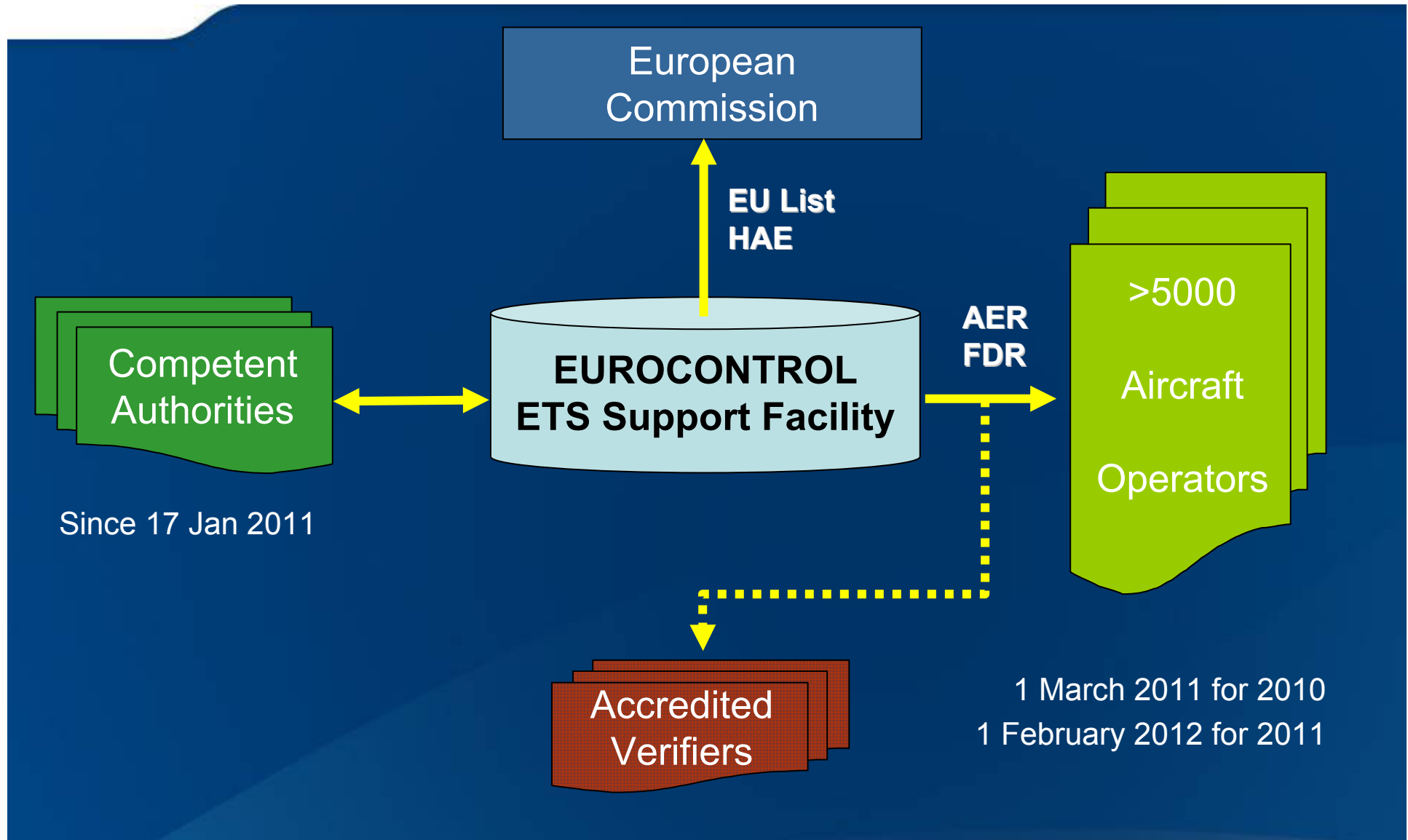
No	ICAO Aircraft Type Designator (doc 8643)	Distance (Nm)	Estimated Fuel (Kg)	Estimated CO2 (Kg)	Calculator Message
	A310	1,543	17,818	58,127	Ok
	A320	798	5,500	17,325	Ok
	B732	1,109	8,137	25,632	Ok
CR	C580	785	1,264	3,982	Ok
	AT72	458	1,173	3,695	Ok
	F100	878	4,805	15,136	Ok
	RJ85	987	6,219	19,590	Ok
	E145	478	1,593	5,018	Ok

CO₂

Non-CRCO Admin data



EUROCONTROL's Support via the ETS-SF



Coordination with Competent Authorities

European
Commission

CCC

Compliance
Forum

DG CLIMA

Aviation TF

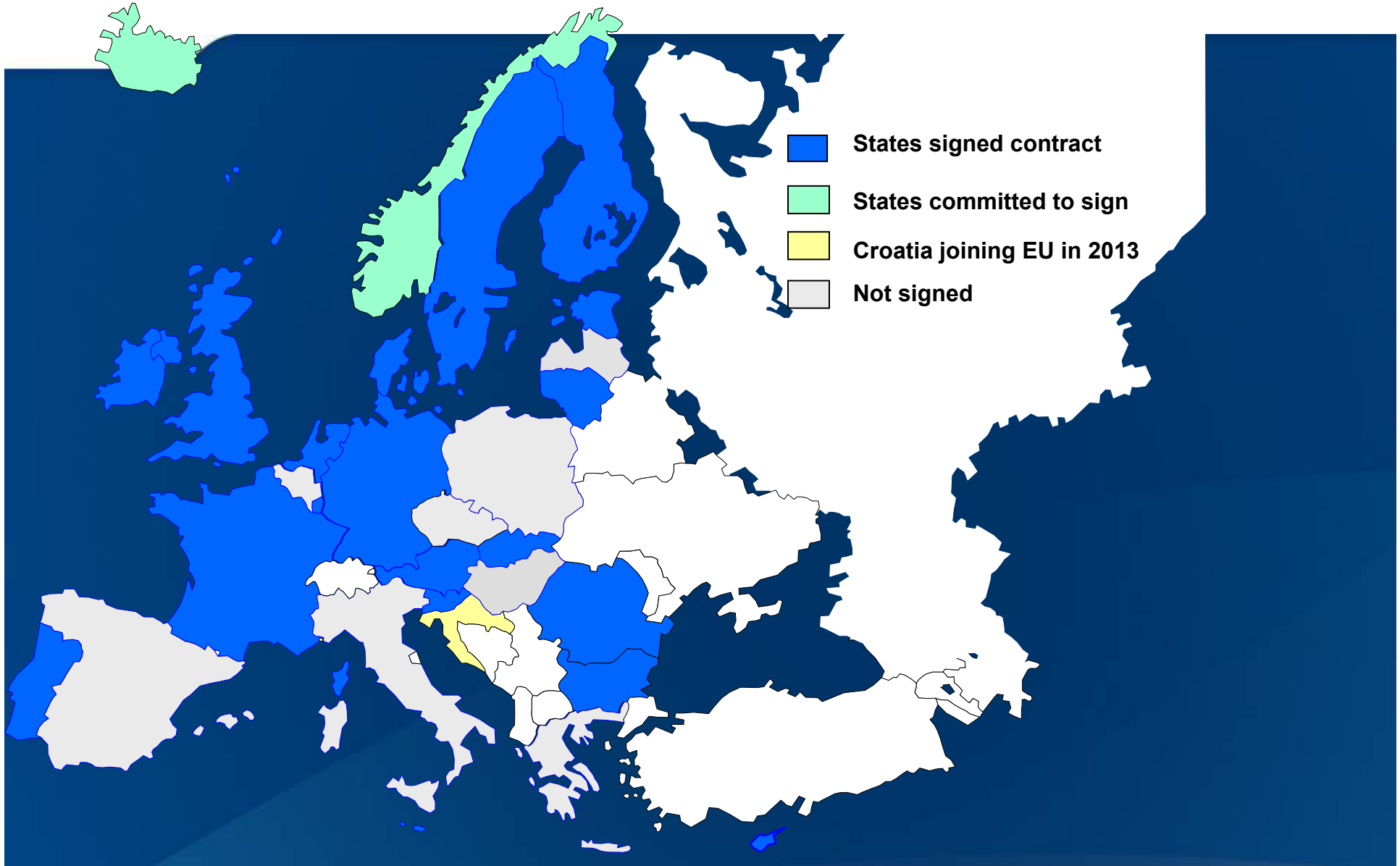


Steering Group
with States
Clients of the
ETS SF

EUROCONTROL



States clients of ETS SF





Support to Aircraft Operators

Draft AER

Flights Details Report

EMISSION DATA OVERVIEW

4 Information about the monitoring plan

(a) Reference of approved annual emission monitoring plan:

(b) Version number of the approved monitoring plan:

(c) Have there been any deviations from your approved monitoring plan during the reporting year?
 Yes No

(d) If you have answered yes, please describe all relevant changes in the operations and all deviations from your approved monitoring plan, providing information about each deviation and the consequence for the calculation of annual emissions.

5 Total emissions

(a) Total number of flights in the reporting year covered by the EU ETS:

(b) Fuels used:
Please enter the total fuel consumption in tonnes in the reporting year per fuel in the table below.
For alternative fuels, please enter the name as specified in the approved monitoring plan, the emission factor (either in the column "EF (t CO2 / t fuel)" or "EF (t CO2 / T3)", the Net Calorific Value (column "NCV [GJ/t]", the biomass content in %, if applicable. Furthermore the CO2 emissions are not calculated automatically for alternative fuels. The value of CO2 emissions refers to the fossil carbon content of the fuel only.

Name of fuel	EF [t CO2 / t fuel]	NCV [GJ/t]	EF [t CO2/T3]	biomass content [%]	fuel consumption in reporting year [tonnes]	CO2 emissions [t CO2]
Jet kerosene	3.15	44.10	71.43	0.00	175.88	553
Total CO2 emissions in the reporting year:						553

This total emissions figure is considered the correct figure for the annual emissions. If aggregation in the sheet "Emissions Data" or in the Annex deviates from this figure, make sure that the data in all tables is consistent.

(c) Fuel use per aircraft type:

Please indicate for each fuel type used the associated generic aircraft types as listed. If aircraft types have used different fuel in the reporting period, please list them for each fuel used. The names of alternative fuels are taken automatically from section (b) above.

Name of fuel	Generic Aircraft types using this fuel (ICAO designators separated by semicolons)
Jet kerosene	CL60LJ45

6 Use of simplified procedures

(a) Have you been using the simplified approach allowed for small emitters pursuant to section 4 of Annex XIV of the MRG?
 Yes No

(b) Please report the total number of flights covered by the EU ETS in each four-month period during the reporting year for which you are the aircraft operator:
The local time of departure of the flight determines in which four-month period that flight shall be taken into account.

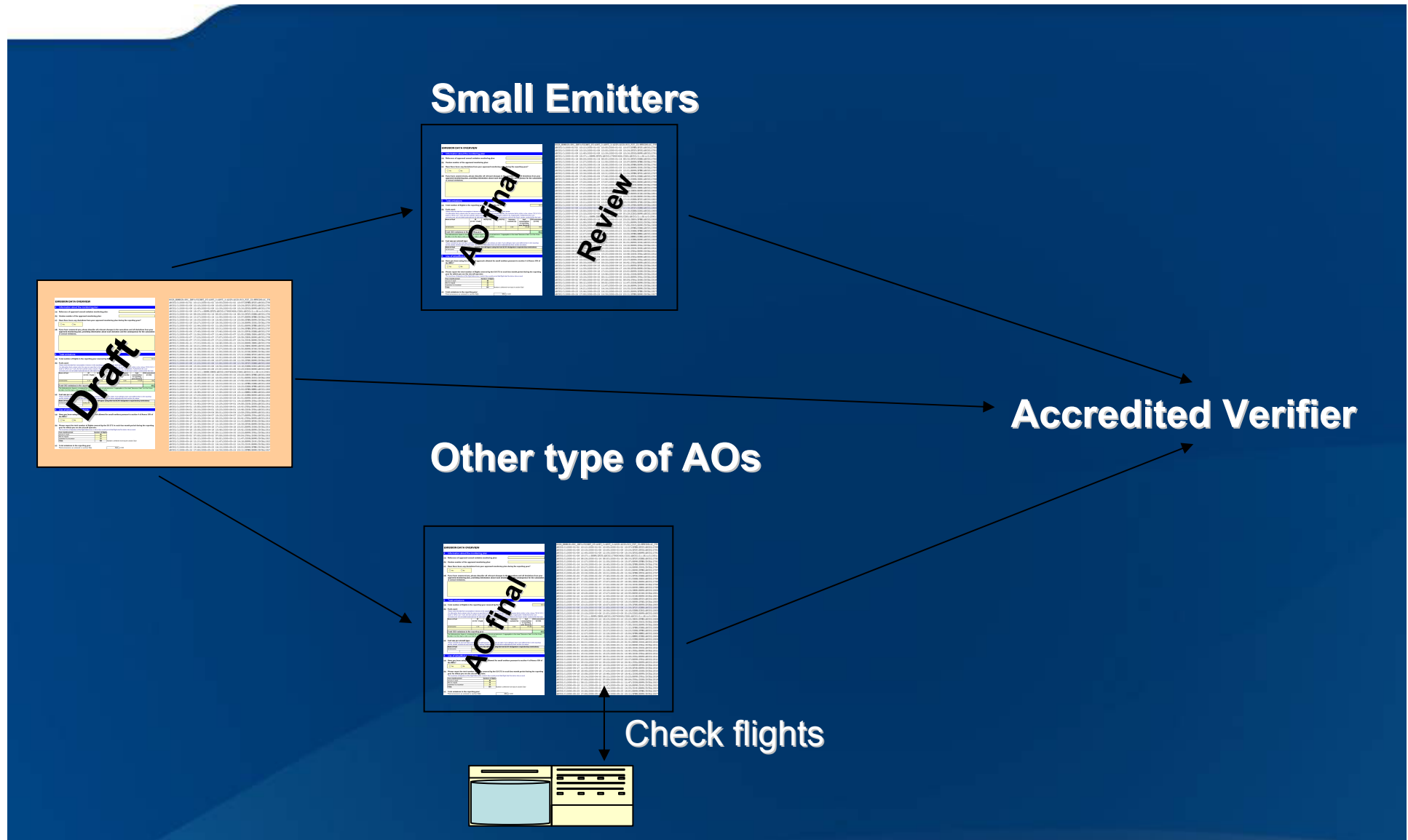
Four-month period	Number of flights
January to April	45
May to August	33
September to December	23
Total:	101

Number is different from input in section 5(a)

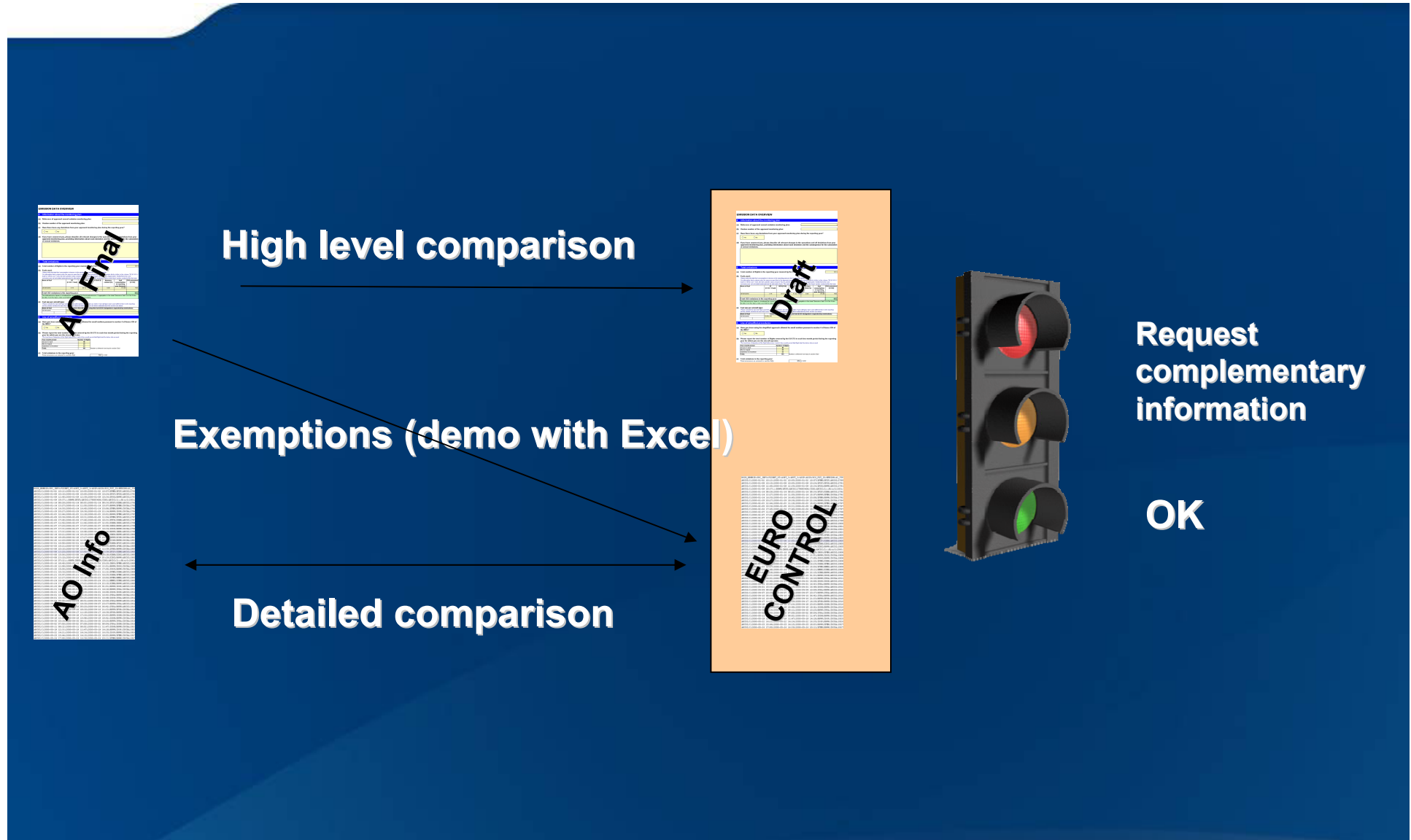
(c) Total emissions in the reporting year:
Total emissions as entered in section 5(b): t CO2

BSZR_NBMBZR;SRC_INFO;FXIHHT_DT;AOBT_3;ARVT_3;ADZP;ADZS;RCO_FXT_ID;MFMNID;AC_TYP
ABCDZ;C;2000-01-02 10:13;2000-01-02 10:05;2000-01-02 10:57;XFMN;XFXY;ABCDZ;2789
ABCDZ;C;2000-01-09 10:15;2000-01-09 10:05;2000-01-09 10:24;XFXY;XFSS;ABCDZ;2791
ABCDZ;C;2000-01-09 12:45;2000-01-09 12:39;2000-01-09 15:36;XFSS;BBWW;ABCDZ;2791
ABCDZ;C;2000-01-09 19:37;;;BBWW;XFXY;ABCDZ;279083408;CX60;ABCDZ;Z;;;N;z;0;2601;
ABCDZ;C;2000-01-14 08:28;2000-01-14 08:03;2000-01-14 08:36;XFXY;SXHH;ABCDZ;2792
ABCDZ;C;2000-01-14 13:27;2000-01-14 11:55;2000-01-14 15:57;BBWW;XFMN;ZDCBA;2792
ABCDZ;C;2000-01-14 16:30;2000-01-14 16:45;2000-01-14 20:08;XFMN;BBWW;ZDCBA;2792
ABCDZ;C;2000-01-29 20:27;2000-01-29 19:38;2000-01-29 22:14;BBWW;ZDDB;ZDCBA;2796
ABCDZ;C;2000-02-03 12:44;2000-02-03 11:18;2000-02-03 15:01;BBWW;XFMN;ABCDZ;2797
ABCDZ;C;2000-02-05 10:39;2000-02-05 10:31;2000-02-05 11:54;XFMN;XFPP;ABCDZ;2797
ABCDZ;C;2000-02-06 17:45;2000-02-06 17:40;2000-02-06 18:33;XFPP;SXHH;ABCDZ;2797
ABCDZ;C;2000-02-07 11:56;2000-02-07 11:46;2000-02-07 12:53;SXHH;ZBBR;ABCDZ;2798
ABCDZ;C;2000-02-07 17:20;2000-02-07 17:07;2000-02-07 19:59;ZBBR;BBWW;ABCDZ;2798
ABCDZ;C;2000-02-07 17:33;2000-02-07 17:22;2000-02-07 19:34;ZDDB;BBWW;ZDCBA;2798
ABCDZ;C;2000-02-11 17:33;2000-02-11 16:48;2000-02-11 20:26;BBWW;ZHHK;ABCDZ;2799
ABCDZ;C;2000-02-14 10:21;2000-02-14 10:10;2000-02-14 13:24;ZHHK;BBWW;ABCDZ;2800
ABCDZ;C;2000-02-19 19:28;2000-02-19 17:27;2000-02-19 20:55;BBWW;XCXK;ZDCBA;2801
ABCDZ;C;2000-02-20 12:20;2000-02-20 12:05;2000-02-20 15:32;XCXK;BBWW;ZDCBA;2801
ABCDZ;C;2000-03-01 16:50;2000-03-01 16:40;2000-03-01 17:13;SXHH;XFXY;ABCDZ;2803
ABCDZ;C;2000-03-05 15:21;2000-03-05 13:51;2000-03-05 15:35;BBWW;ZPHK;ZDCBA;2805
ABCDZ;C;2000-03-08 10:15;2000-03-08 10:07;2000-03-08 11:39;ZPHK;BBWW;ZDCBA;2805
ABCDZ;C;2000-03-08 13:20;2000-03-08 13:00;2000-03-08 13:39;XFXY;SXHH;ABCDZ;2805
ABCDZ;C;2000-03-08 15:06;2000-03-08 14:56;2000-03-08 16:18;SXHH;XZBX;ABCDZ;2805
ABCDZ;C;2000-03-08 23:10;2000-03-08 23:03;2000-03-09 03:29;XZBX;BBWW;ABCDZ;2805
ABCDZ;C;2000-03-16 07:12;;;BBWW;ZHSS;ABCDZ;280740669;CX60;ABCDZ;Z;;;N;z;0;2543;
ABCDZ;C;2000-03-16 18:40;2000-03-16 18:25;2000-03-16 20:20;ZHSS;XFMN;ABCDZ;2808
ABCDZ;C;2000-03-20 12:08;2000-03-20 10:56;2000-03-20 13:51;BBWW;ZDDX;ZDCBA;2809
ABCDZ;C;2000-03-20 15:05;2000-03-20 14:52;2000-03-20 17:50;ZDDX;BBWW;ZDCBA;2808
ABCDZ;C;2000-03-21 10:36;2000-03-21 10:26;2000-03-21 11:12;XFMN;SXHH;ABCDZ;2808
ABCDZ;C;2000-03-21 15:47;2000-03-21 15:37;2000-03-21 16:25;SXHH;XFMN;ABCDZ;2809
ABCDZ;C;2000-03-23 12:27;2000-03-23 12:19;2000-03-23 15:06;XFMN;HMMX;ABCDZ;2809
ABCDZ;C;2000-03-24 14:48;2000-03-24 13:59;2000-03-24 15:11;HMMX;XZMH;ABCDZ;2809
ABCDZ;C;2000-03-24 17:28;2000-03-24 17:23;2000-03-24 22:15;XZMH;BBWW;ABCDZ;2809
ABCDZ;C;2000-03-25 00:33;2000-03-24 23:15;2000-03-25 01:51;BBWW;ZDDB;ABCDZ;2810
ABCDZ;C;2000-03-31 14:01;2000-03-31 12:55;2000-03-31 14:10;BBWW;ZVRA;ZDCBA;2811
ABCDZ;C;2000-04-01 13:40;2000-04-01 13:29;2000-04-01 14:08;ZDDB;ZDDB;ABCDZ;2812
ABCDZ;C;2000-04-01 15:00;2000-04-01 15:15;2000-04-01 16:43;ZVRA;BBWW;ZDCBA;2811
ABCDZ;C;2000-04-01 15:36;2000-04-01 15:25;2000-04-01 16:48;ZDDB;ZVRA;ABCDZ;2812
ABCDZ;C;2000-04-04 09:00;2000-04-04 08:51;2000-04-04 10:09;ZVRA;BBWW;ABCDZ;2812
ABCDZ;C;2000-04-07 20:30;2000-04-07 19:30;2000-04-07 20:37;BBWW;ZVRA;ABCDZ;2812
ABCDZ;C;2000-04-16 05:30;2000-04-16 05:20;2000-04-16 06:42;ZVRA;BBWW;ABCDZ;2815
ABCDZ;C;2000-04-16 19:49;2000-04-16 18:30;2000-04-16 21:33;BBWW;XFSS;ZDCBA;2815
ABCDZ;C;2000-04-17 11:39;2000-04-17 11:19;2000-04-17 14:38;XFSS;BBWW;ZDCBA;2816
ABCDZ;C;2000-04-18 18:45;2000-04-18 17:26;2000-04-18 20:03;BBWW;ZDDN;ZDCBA;2816
ABCDZ;C;2000-04-19 15:58;2000-04-19 15:48;2000-04-19 18:42;ZDDN;BBWW;ZDCBA;2816
ABCDZ;C;2000-04-30 10:14;2000-04-30 09:11;2000-04-30 10:20;BBWW;ZVRA;ZDCBA;2819
ABCDZ;C;2000-05-02 07:00;2000-05-02 07:09;2000-05-02 09:04;ZVRA;ZDDN;ZDCBA;2819
ABCDZ;C;2000-05-11 09:12;2000-05-11 09:02;2000-05-11 11:47;ZDDN;BBWW;ZDCBA;2823
ABCDZ;C;2000-05-19 12:33;2000-05-19 11:47;2000-05-19 14:18;BBWW;ZDOP;ZDCBA;2825
ABCDZ;C;2000-05-22 14:21;2000-05-22 14:14;2000-05-22 16:35;ZDOP;BBWW;ZDCBA;2826
ABCDZ;C;2000-05-25 15:44;2000-05-25 14:15;2000-05-25 18:03;BBWW;XFMN;ZDCBA;2827
ABCDZ;C;2000-05-26 17:00;2000-05-26 16:39;2000-05-26 20:11;XFMN;BBWW;ZDCBA;2827

What can Aircraft Operators do?



What can Accredited Verifiers do?





What can Competent Authorities do?

ON LINE - DEMO




Issues


- Fleet List Management (improvement planned)
- Non CRCO traffic data
- Administration of AO admin data
 - via ETS List Support Office (tools, schedule)
 - Clarity/harmonisation of rules/conditions

How to identify an Aircraft Operator

One AO or two distinct AOs?

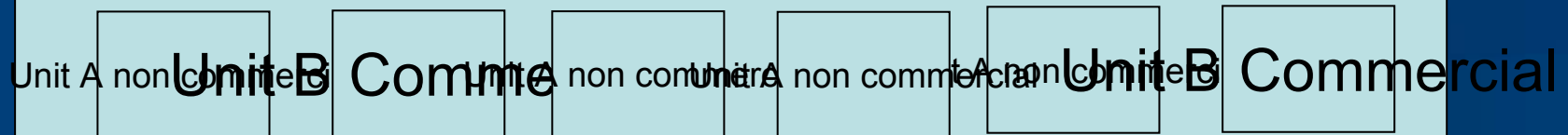


Mergers ... Splits ... Take Over ... Out Of Business ... Move?



Grouping of non Commercial AOs

Single Reporting / Liable Entity



- No carbon leakage
- Economies of scale (cost savings)



Facts & Figures

- Availability of Monitoring Plans by CAs
- Operators on the EU list by State
- Operators who flew in 2010 (all traffic exempted, in) by State
- Operators who flew in 2011 (all traffic exempted, in) by State