



Africa's influence and role in the international climate negotiations

EU-Africa relations

Jürgen Lefevere
European Commission - DG CLIMA

14 October 2011





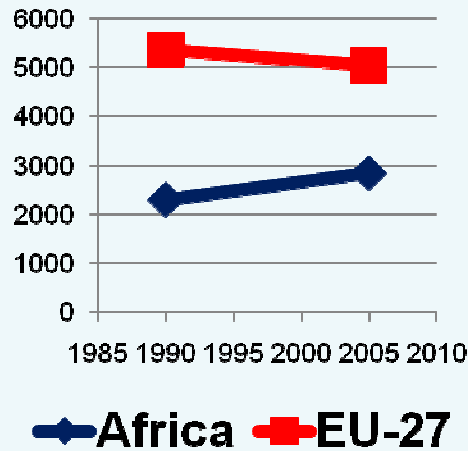
Overview

- Facts & Figures
- The Africa Group
- EU and Africa relations
- EU and Africa in the negotiations
- Conclusion

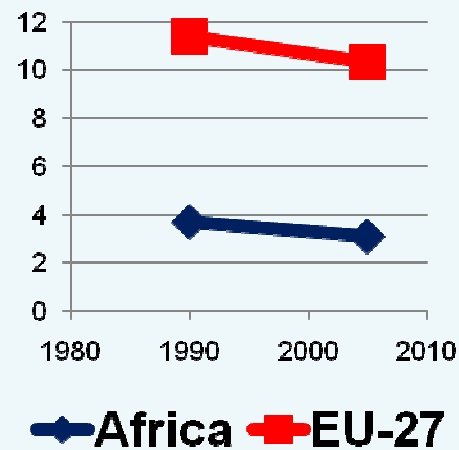
Facts & Figures

Greenhouse Gas Emissions

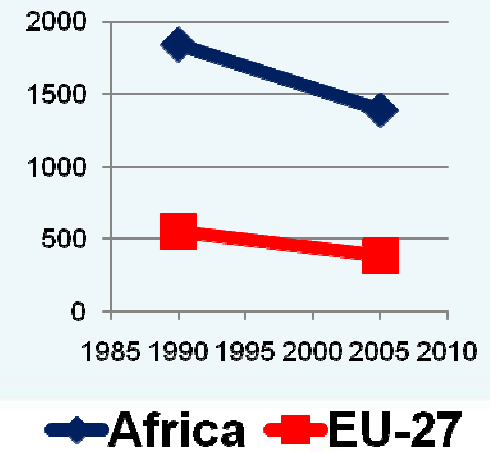
Total emissions



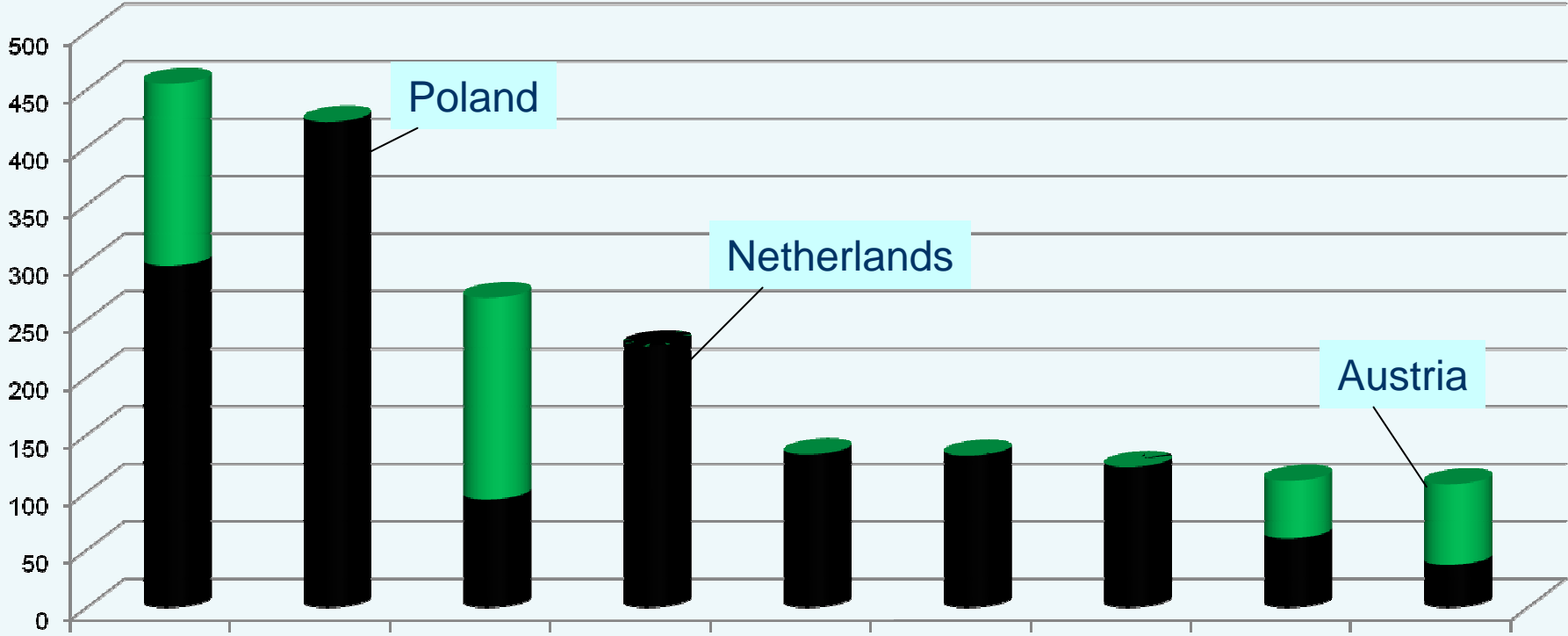
Per capita emissions



Emissions per unit GDP



Total, industrial & land use emissions



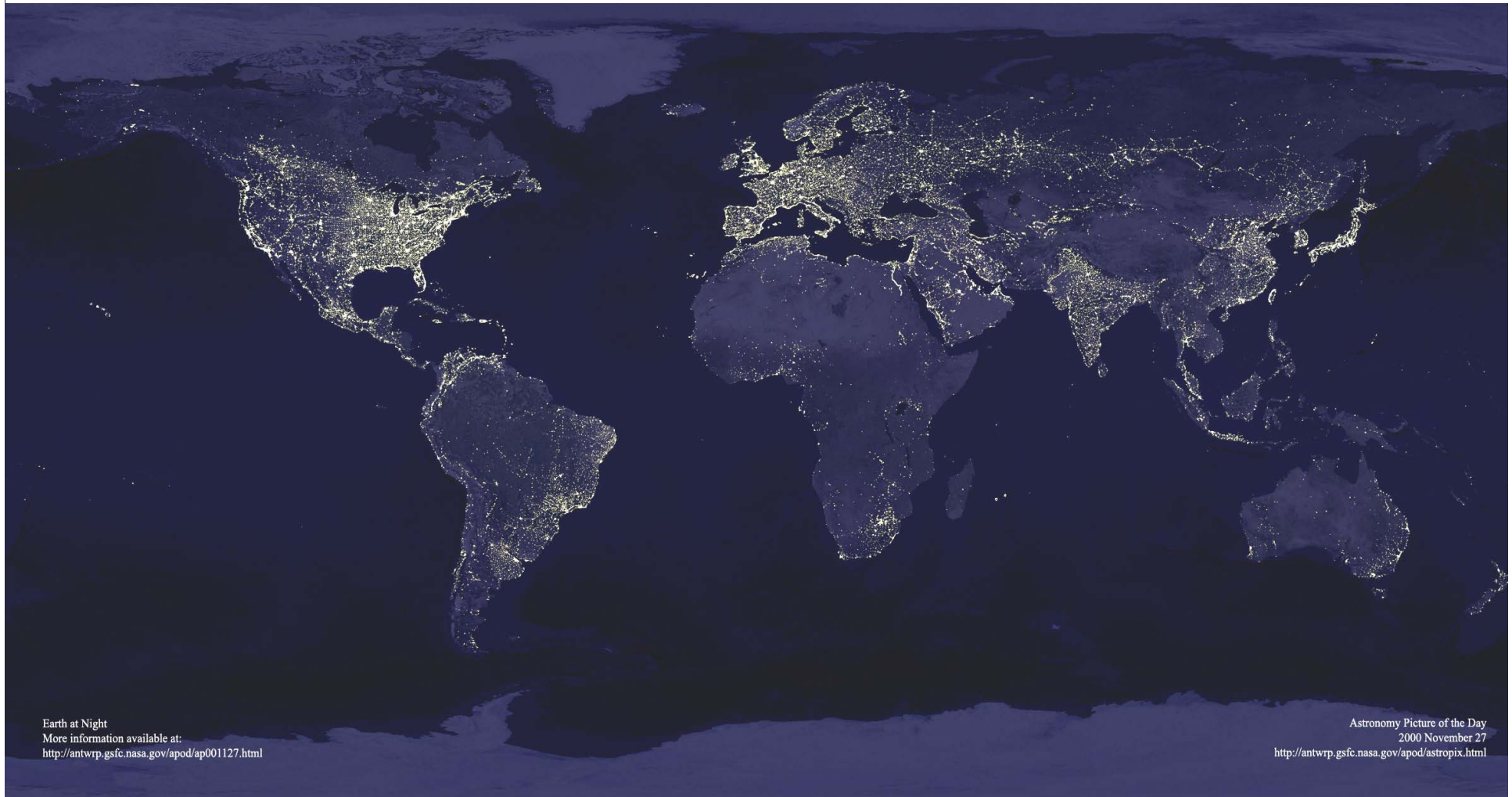
■ Industrial ■ Deforestation



Energy poverty

6

560 million sub-Saharan Africans lack access to electricity

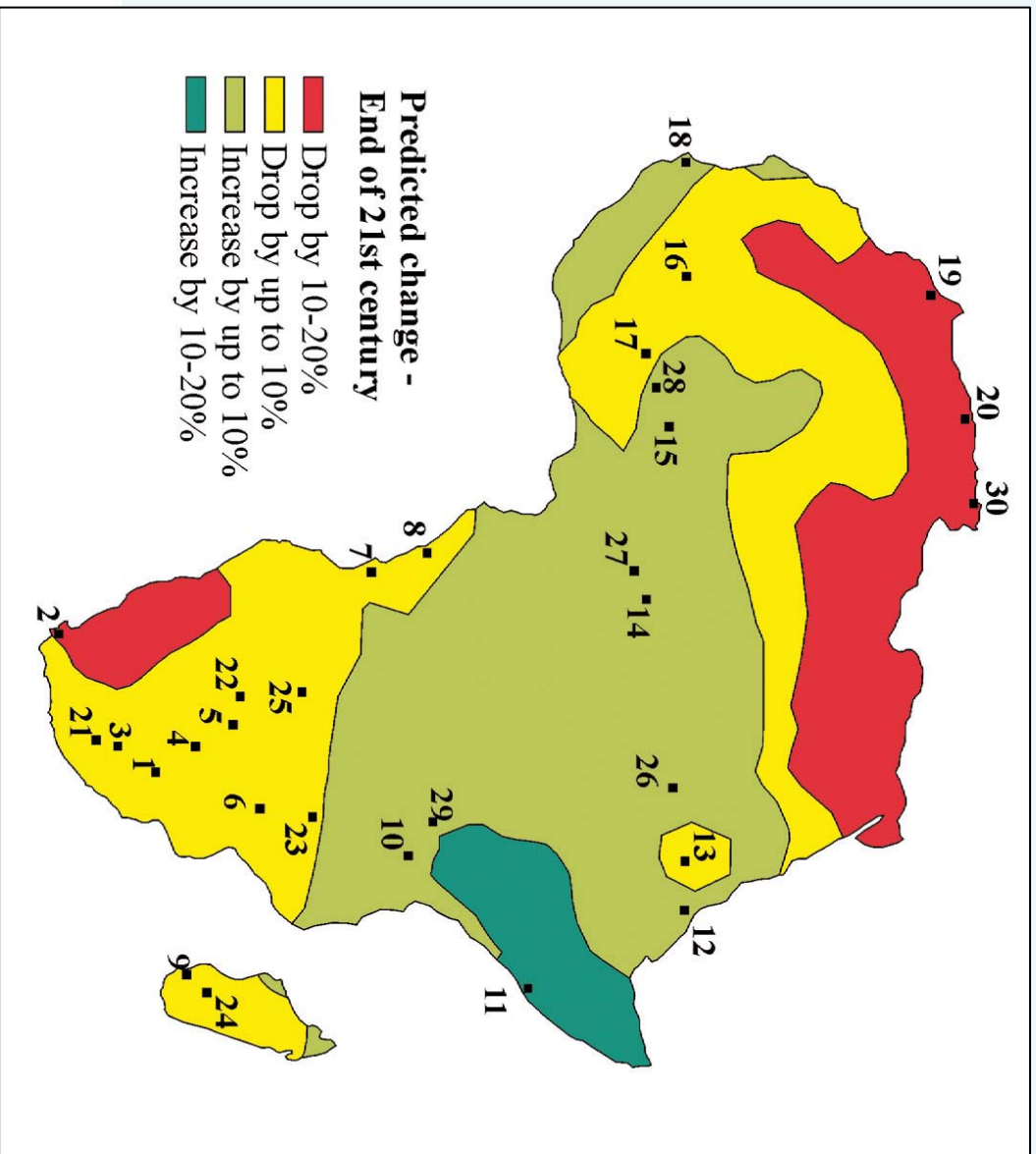


Earth at Night
More information available at:
<http://antwrp.gsfc.nasa.gov/apod/ap001127.html>

Astronomy Picture of the Day
2000 November 27
<http://antwrp.gsfc.nasa.gov/apod/astropix.html>

Adverse effects of climate change

Precipitation changes



Source: Maarten de Wit and Jacek Stankiewicz
www.scienceexpress.org/2March2006/Page1/10.1126/science1119929



The Africa Group

Africa Group & other negotiating groups

LDCs



OPEC



Arab League



AOSIS: Cape Verde, Guinea Bissau, São Tomé and Príncipe, Comoros, Mauritius, Seychelles

BASIC: South Africa

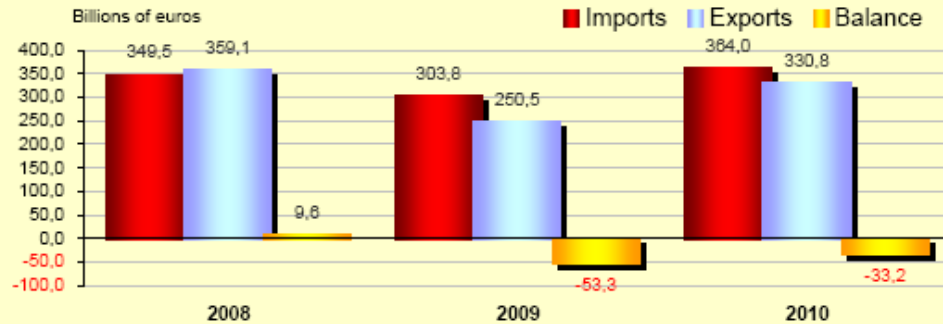
Cartagena Dialogue: Burundi, DRC, Ethiopia, Ghana, Kenya, Malawi

EU and Africa

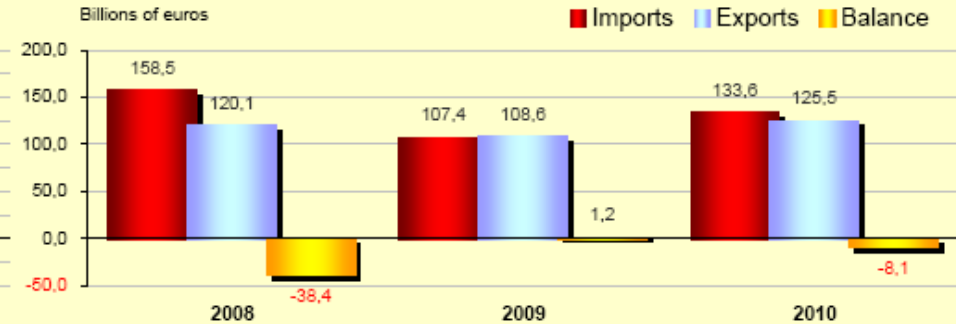
EU and Africa: Close economic ties (1)

TRADE IN GOODS

AFRICA WITH THE WORLD

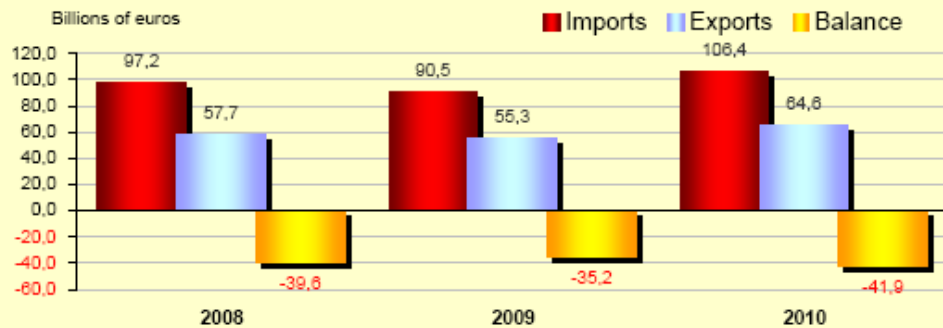


EU27 WITH AFRICA

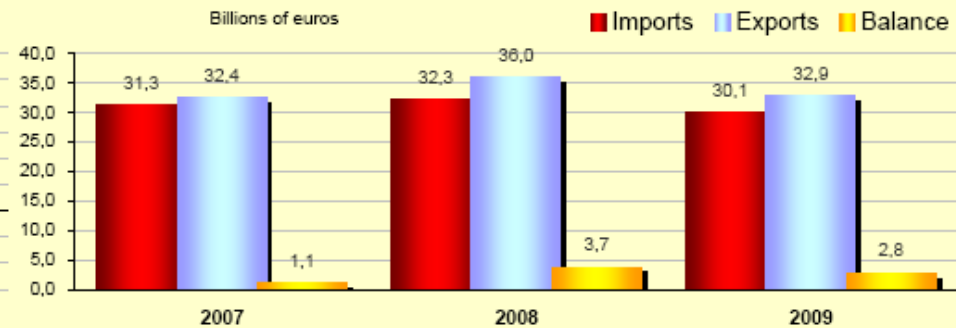


TRADE IN COMMERCIAL SERVICES (SERVICES EXCLUDING "GOVERNMENT SERVICES")

AFRICA WITH THE WORLD

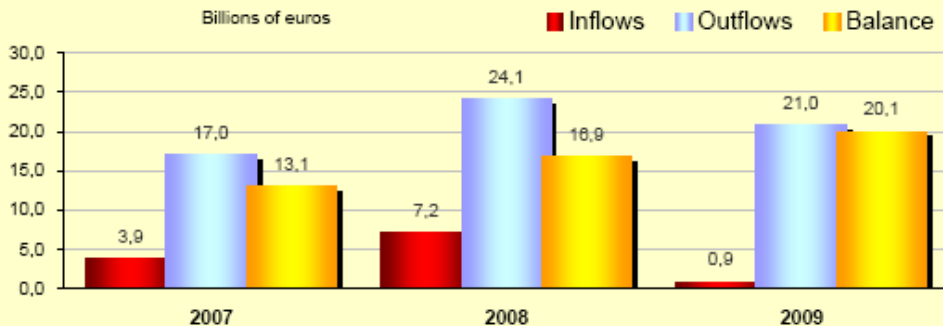


EU27 WITH AFRICA

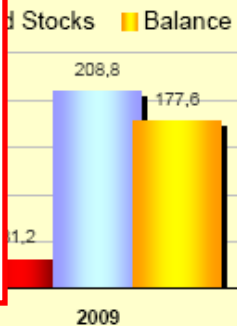


FOREIGN DIRECT INVESTMENT

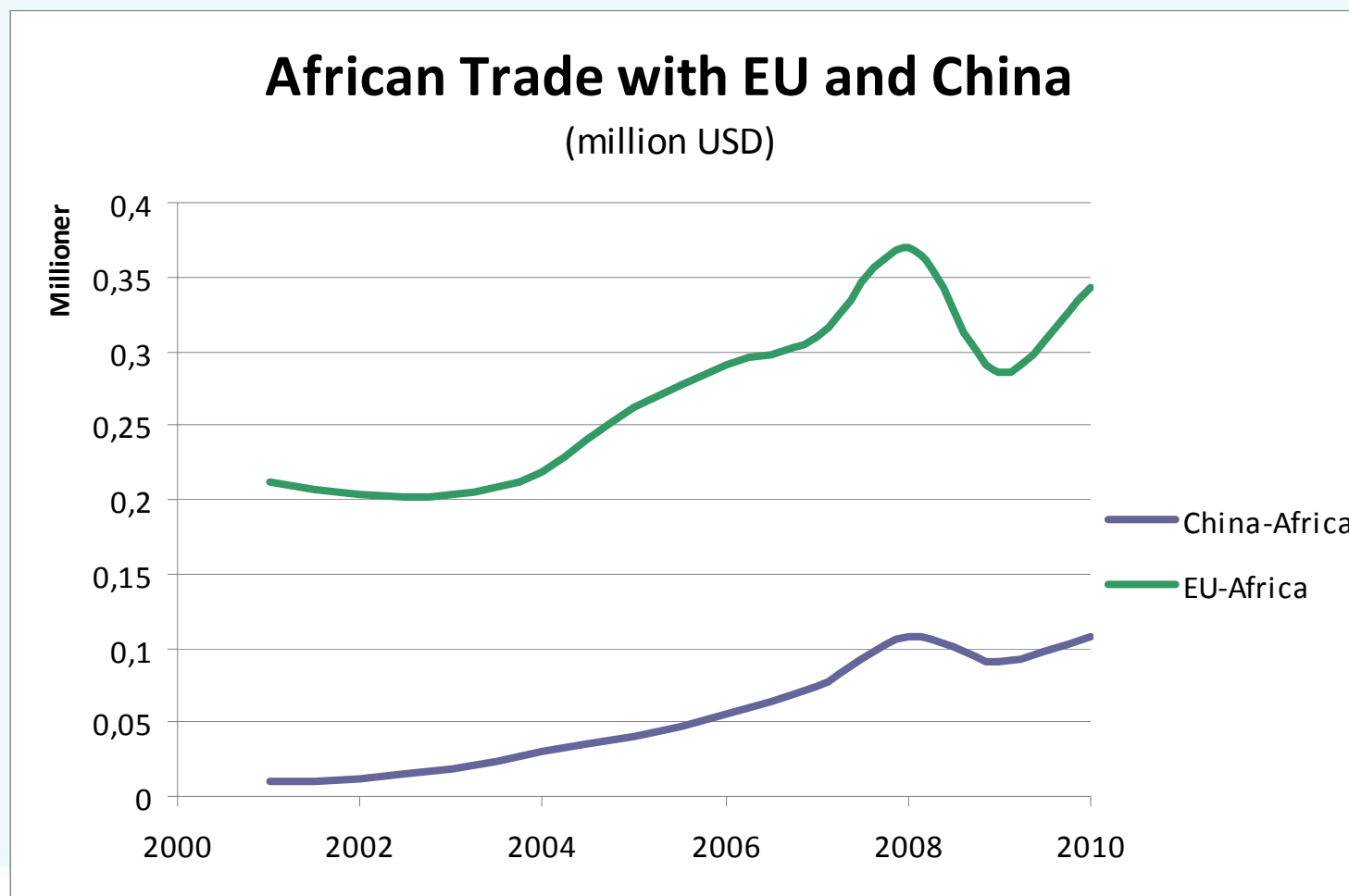
EU27 FDI WITH AFRICA



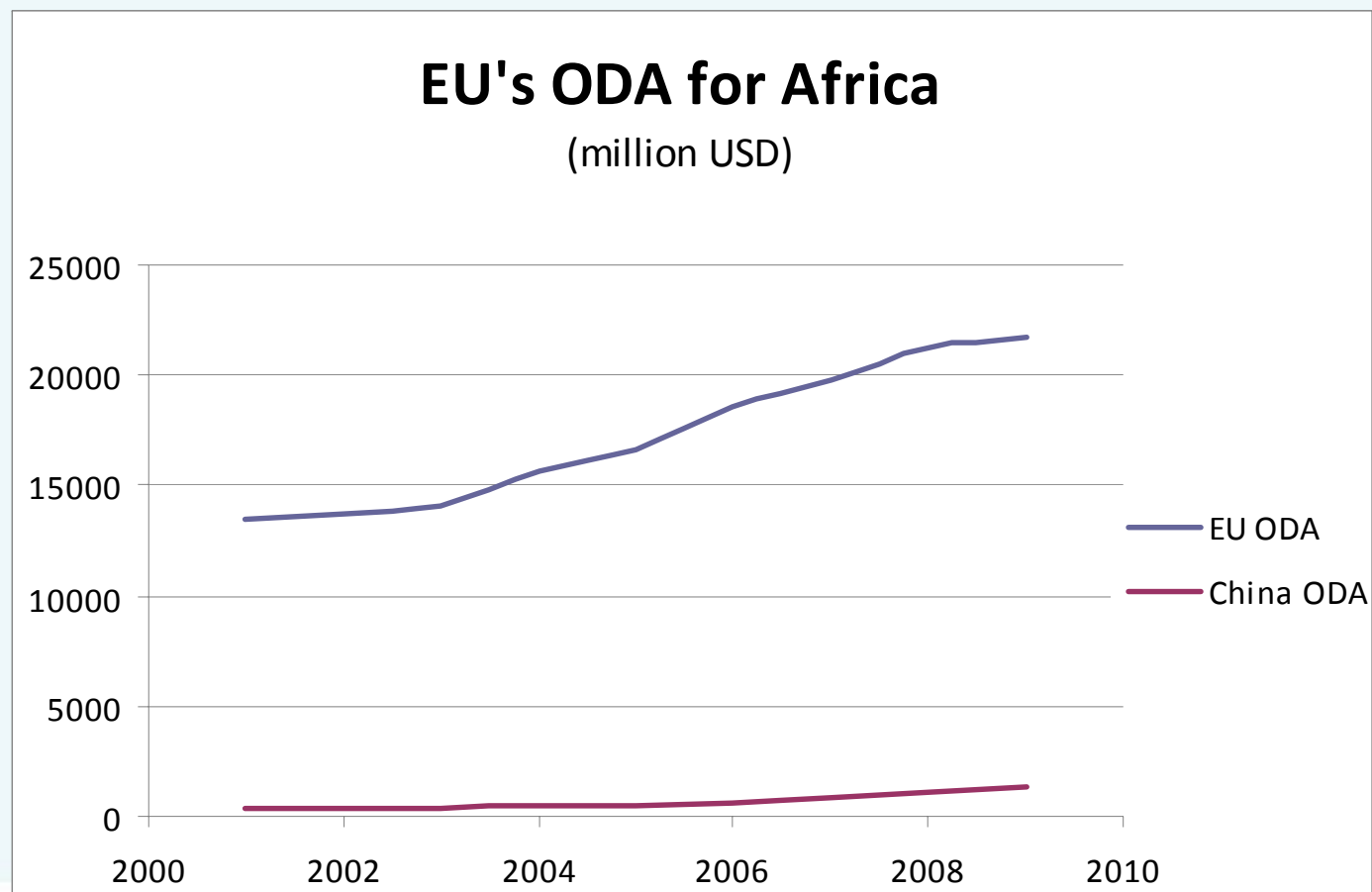
For comparison:
 2009 EU FDI in Africa:
 EUR 21 BN
 2009 China FDI in Africa:
 EUR 6.2 BN



EU and Africa: Close economic ties (2)

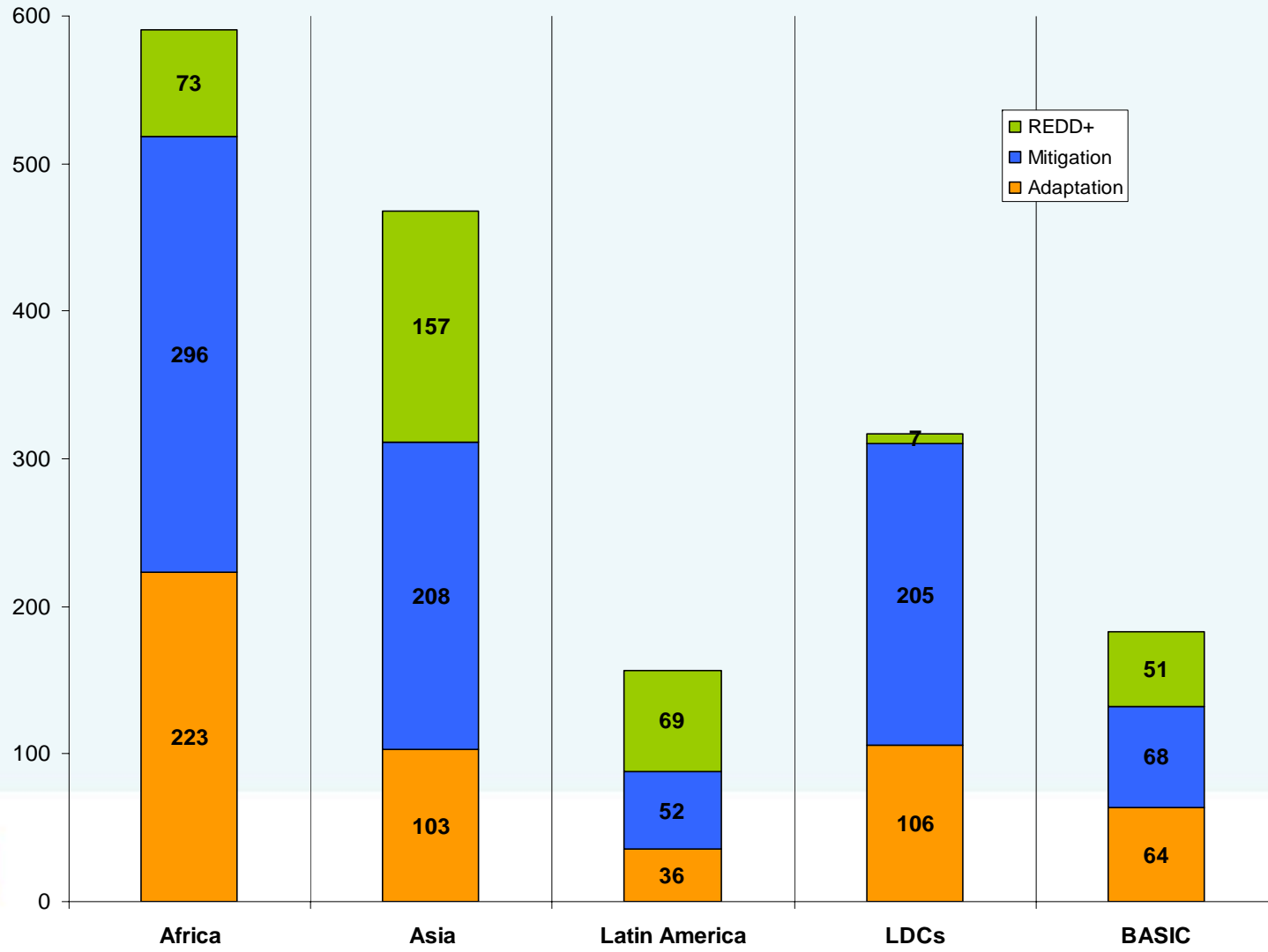


EU and Africa: Major development partners



EU fast start financing 2010

(approximate figures, in m€)



Global Climate Change Alliance (GCCA)

15

Country	Focus area	Proposed Budget (in M EUR)
Ethiopia	Type of support is being identified	8
Malawi	Type of support is being identified	6
Mozambique	Type of support is being identified	6
Gambia	Type of support is being identified	3
Sierra Leone	Type of support is being identified	4
Mali	Reinforce the capacity of the country to integrate climate change in development planning . Awareness raising on national wood resources and capacity building for local decision makers on deforestation risks	5.7
Tanzania	Tanzania Support to the setting up of Eco-villages with community actions in resources management and renewable energy (complement EDF work on renewable energy)	2.2
Senegal	Support to the fight against coastal erosion .	4.0
Rwanda	Rwanda Implementation of the existing NAPA, focus on sustainable land management and land registration.	4.6
Mauritius	Budget support for the project <i>Maurice Ile Durable</i> : encourage consistency between the economic reform program and energy efficiency policy	3.0
Seychelles	Support to the implementation of the Seychelles National Climate Change Strategy priority areas (coordinated with other donors).	2.0
Intra ACP EDF project	Support to CLIMDEV: improved climate information in Africa; Supporting regional economic communities in Africa such as COMESA (4M) and ECOWAS (4M) with capacity building, better integration of CC in strategies	8



And Fast Start is not the whole story...

16

- **Mainstreaming Climate in ODA:**
 - Climate growing part of MS & EU ODA programmes:
 - EU: from €160 million in 2004 to €318 million in 2007
 - MFF 2014-2020: Climate change Action priorities will be 'mainstreamed' into all the major EU funding instruments, including external aid programmes - increase the proportion of climate related expenditure to at least 20%,
- **Concrete support programmes, e.g.:**
 - **ACP EU Energy Facility** (sustainable energy services to the poor in Sub-Saharan African, Caribbean and Pacific countries), €200 M for 70 projects selected through a call for proposals launched at the end of 2009
 - **The Global Energy Efficiency and Renewable Energy Fund (GEEREF):** €108 M, including:
 - Evolution One Fund (cleantech investments in Southern Africa)
 - Barefoot Power (low-cost solar equipment to off-grid populations, including in Africa)
 - DI Frontier Market Energy and Carbon Fund (renewable energy and energy efficiency in Eastern Africa)
 - Solar for All (making solar energy systems and appliances available to lower income communities, including in Africa)
- **Other initiatives:**
 - EU-African Union Partnership on Climate Change
 - New CDM only for Least Developed Countries as of 1 January 2013
 - Most African airlines exempted from ETS - *de minimis* rules

EU and Africa in the negotiations



Africa and the EU: logical allies?

- Shared ambition (below 2°C, review 1.5°C)
- Concern ambition pledges thus far
- Commitment to multilateral approach, including outcome LCA and future KP
- Adaptation key priority for Africa
- Financial support essential, including fast-start, mid- and long-term
- EU CDM priority for LDCs as of 1 Jan 2013



Africa's interests?

- Shape of the Convention «outcome» - what position on a global legally binding framework?
- Strict «Firewall» between mitigation commitments Annex I that are legally binding and appropriate mitigation actions non-Annex I Parties
- (Use of) (new) market-based mechanisms conditional upon KP CP.2

Conclusion

Conclusion

- Africa = key EU partner on climate change
- Need to reinforce engagement & dialogue
- Challenges for Durban:
 - Legal form: KP CP.2 & mandate for global agreement, including role of major emerging economies
 - “African deliverables” for Durban
 - Putting the Adaptation Framework into operation
 - Reducing energy poverty with “clean” energy
 - Progressing on Reducing Emissions from Deforestation and Forest Degradation (REDD+)
 - Launching the Work Programme on Agriculture
 - Financing after Fast Start + Green Fund & Standing Committee
 - Other elements
 - Bunker fuels & finance
 - Market-based mechanisms & opportunities for Africa
 - Transparency/MRV

Backup Slides

EU-Africa: close economic ties

23

EU-Africa Merchandise Trade 2009

Intra- and inter-regional merchandise trade, 2009

(Billion dollars and percentage)

Origin	Destination							
	North America	South and Central America	Europe	CIS	Africa	Middle East	Asia	World
Value								
World	2026	437	5105	311	391	510	3197	12178
North America	769	128	292	9	28	49	324	1602
South and Central America	115	120	90	6	13	11	96	459
Europe	366	75	3620	147	162	154	426	5016
Commonwealth of Independent States (CIS)	23	5	239	87	7	14	63	452
Africa	66	9	149	1	45	12	85	384
Middle East	60	5	76	4	34	107	357	690
Asia	627	95	641	57	102	163	1846	3575