



Brussels, 4.3.2015
COM(2015) 81 final/2

ANNEX 1

CORRIGENDUM

This document corrects document Annex 1 of COM(2015)81 final of 25.02.2015
Concerns the English, French and German language versions only.
Legend and source of graph 4.

ANNEX

to the

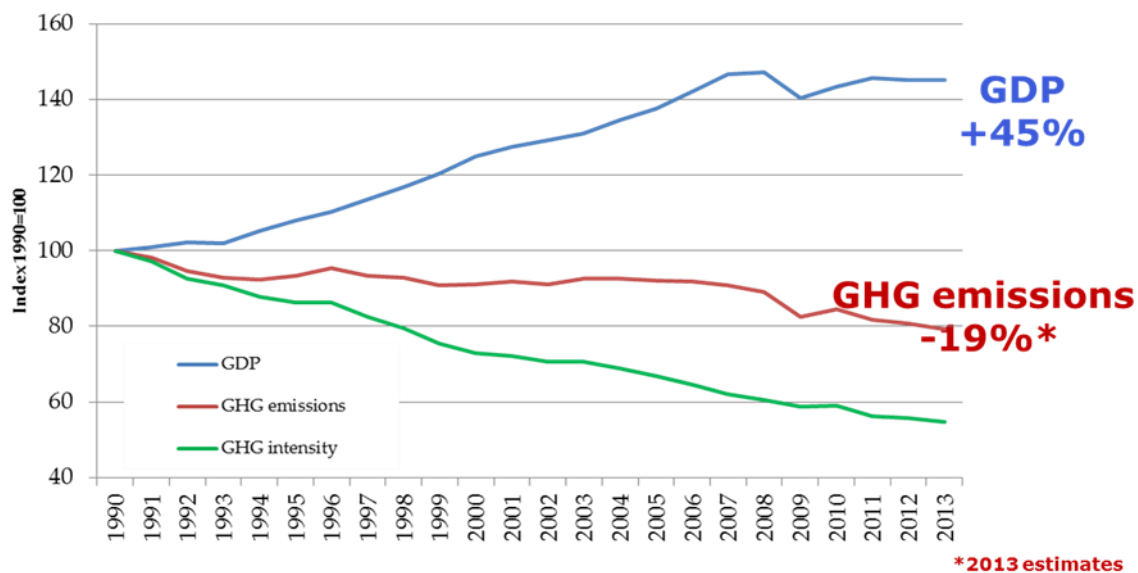
**COMMUNICATION FROM THE COMMISSION TO THE EUROPEAN
PARLIAMENT AND THE COUNCIL**

The Paris Protocol - A blueprint for tackling global climate change beyond 2020

{SWD(2015) 17 final}

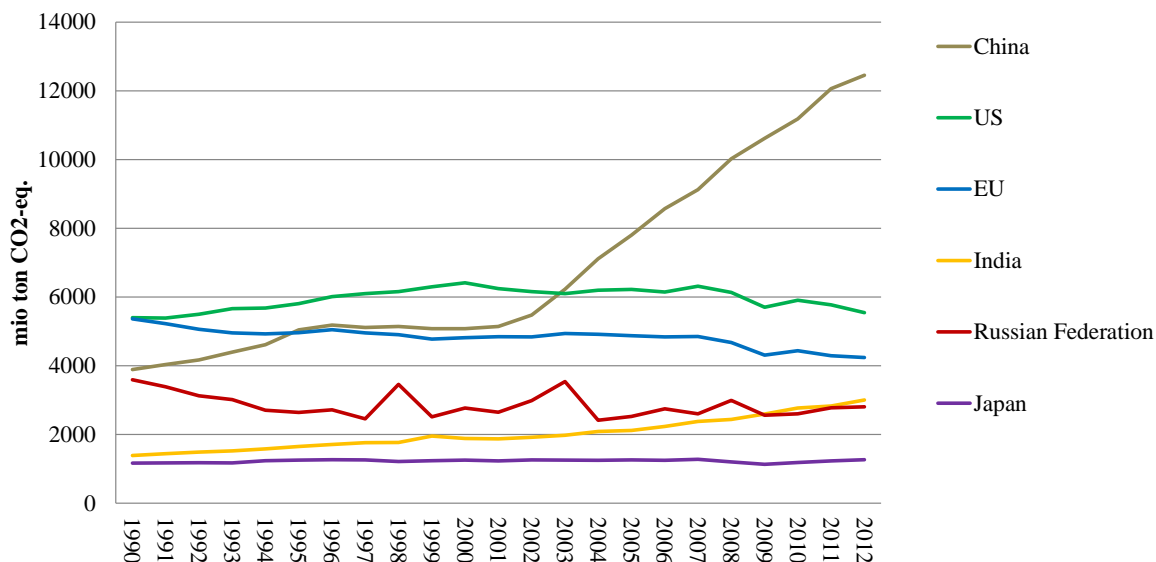
Annex: Background information on EU and emission profiles largest global emitters

EU cutting Greenhouse Gas emissions while growing the economy



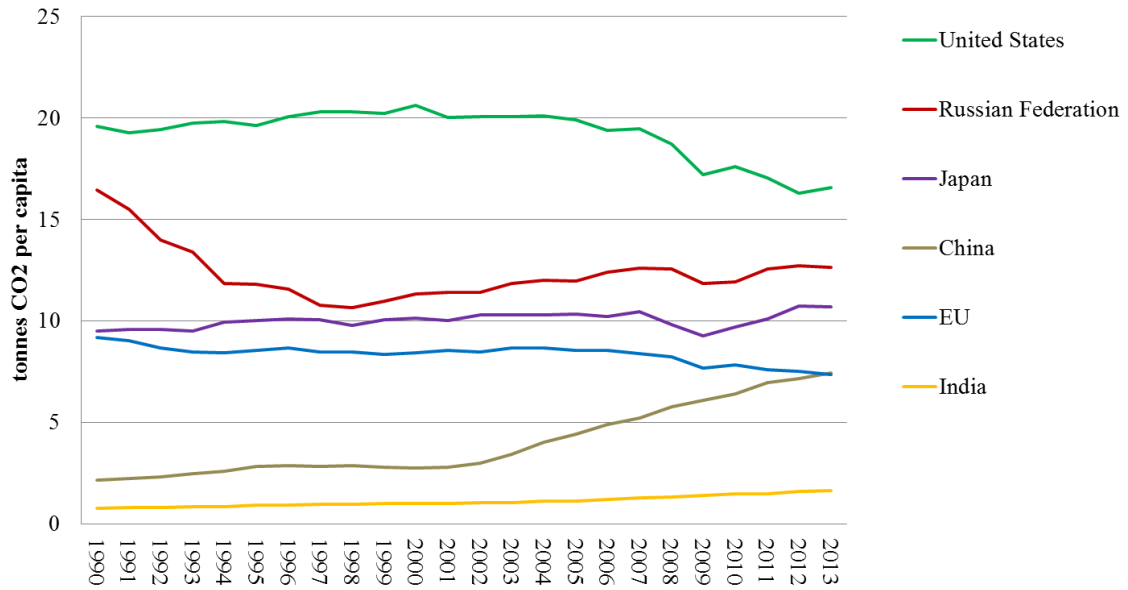
Source: EEA, DG ECFIN (Ameco database), Eurostat

Emissions (all greenhouse gases, all sources and sinks)



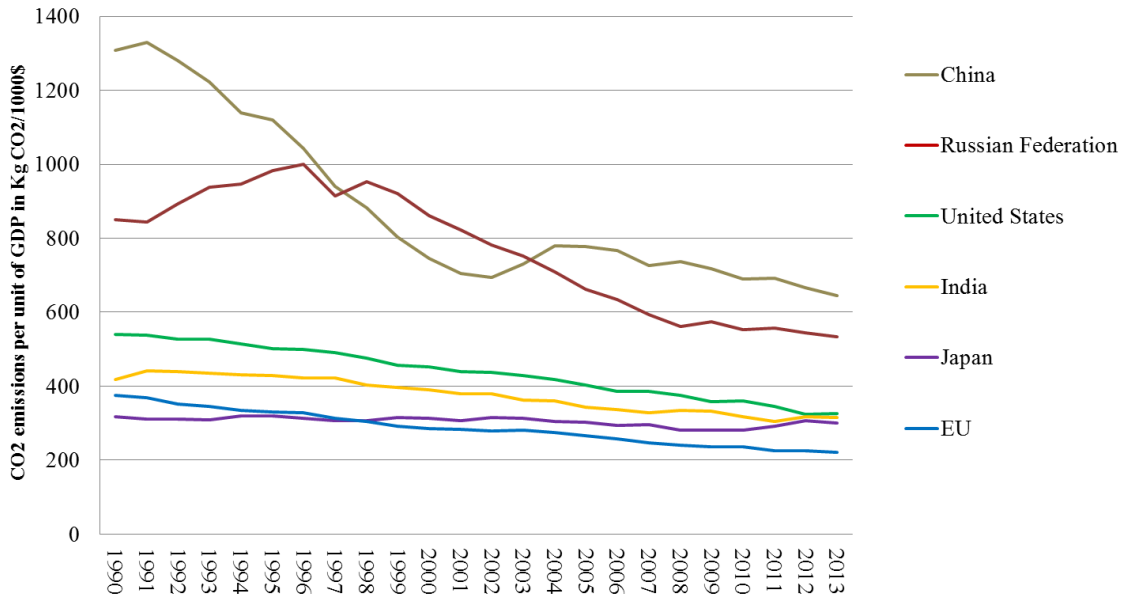
Source historical emissions data: inventories data to the UNFCCC (http://unfccc.int/national_reports/), emissions with Land Use, Land-Use Change and Forestry; for China and India data from EDGAR, all GHG emission, all sources and sinks, excl. forest and peat fires

CO2 emissions per capita



Source : CO₂ emissions per capita from fossil-fuel use and cement production, trends in global CO₂ emissions, 2014 Report, PBL, JRC

CO2 emissions per unit of GDP



Source : CO₂ emissions per unit of GDP from fossil-fuel use and cement production, trends in global CO₂ emissions, 2014 Report, PBL, JRC
Expressed in GDP unit of: 1000 US\$ adjusted to the Purchasing Power Parity of 2011, based on IMF, World Bank (2014).